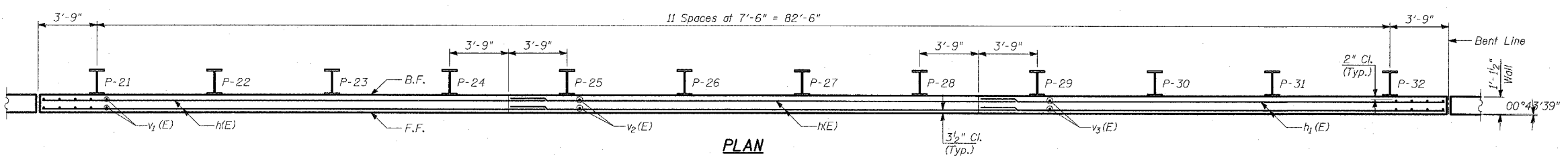
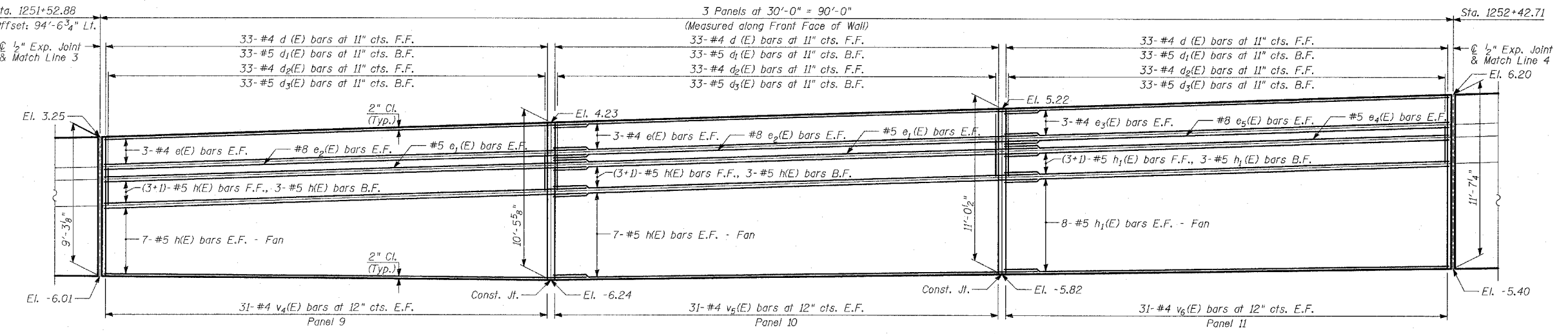


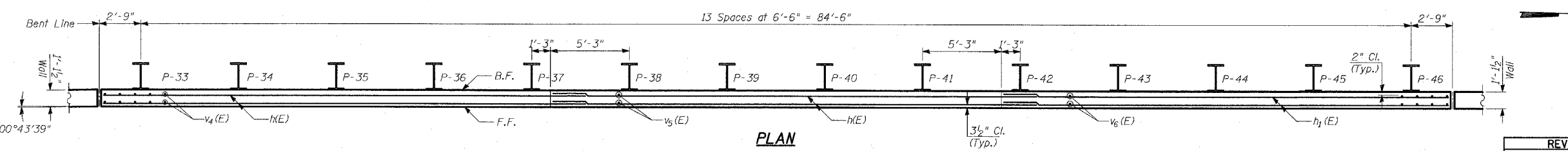
ELEVATION



PLAN



ELEVATION



PLAN

- NOTES:**
1. B.F. - denotes Back Face.
 2. E.F. - denotes Each Face.
 3. F.F. - denotes Front Face.
 4. Work this Sheet with Sheets 9 thru 12 of 18.
 5. Pile spacing measured along front face of wall.
 6. For Lap Splices, see Sheet 9 of 18.

TYLIN INTERNATIONAL

REVISIONS	
NAME	DATE

ILLINOIS DEPARTMENT OF TRANSPORTATION
F.A.I. 94 (DAN RYAN EXPRESSWAY)
RETAINING WALL ALONG LAFAYETTE AVE.
 89TH ST. TO 87TH ST.
WALL 39 - PLAN AND ELEVATION
 STA. 1250+63.12 TO STA. 1252+42.71
 S.N. 016-W951 DESIGNED BY: MI, TB
 SCALE: N.T.S. DRAWN BY: DJR, TB
 DATE: MARCH 25, 2005 CHECKED BY: TD, MI