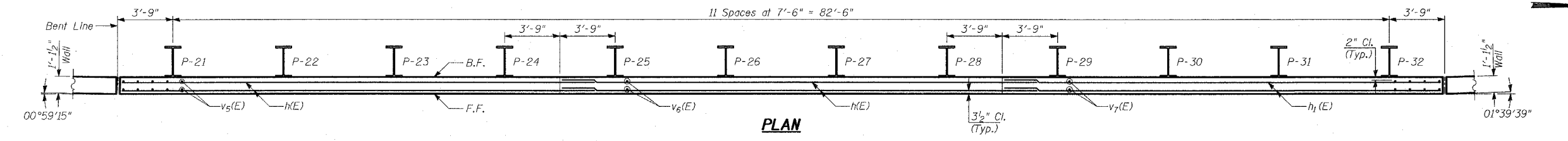
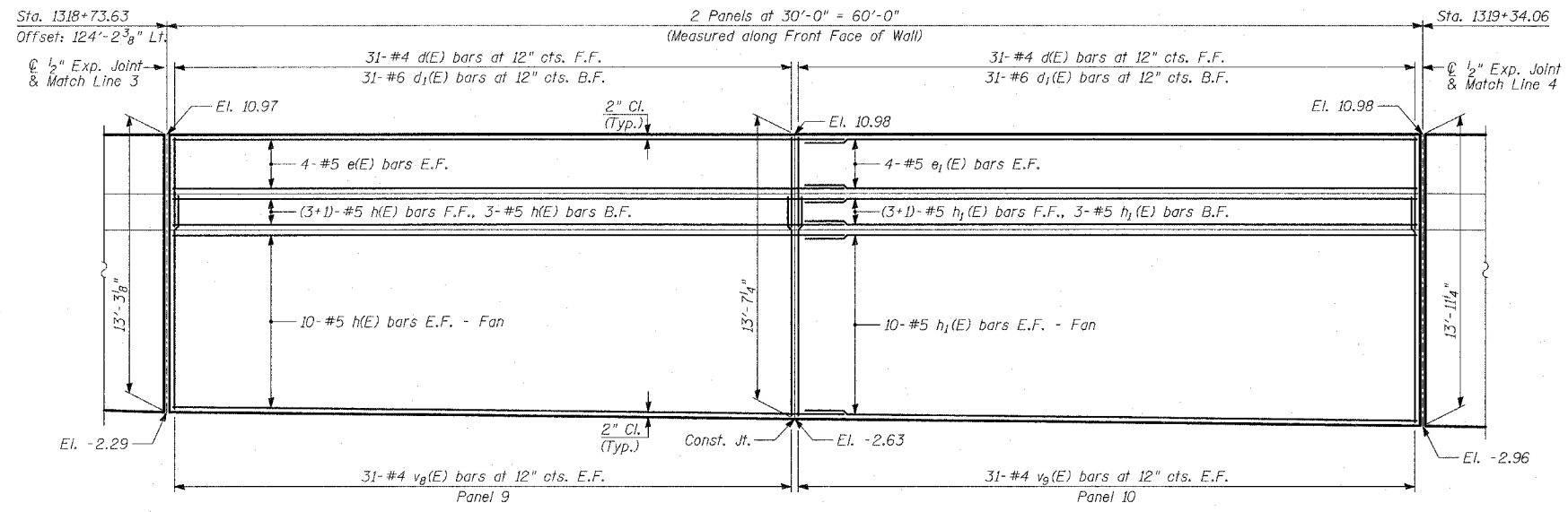


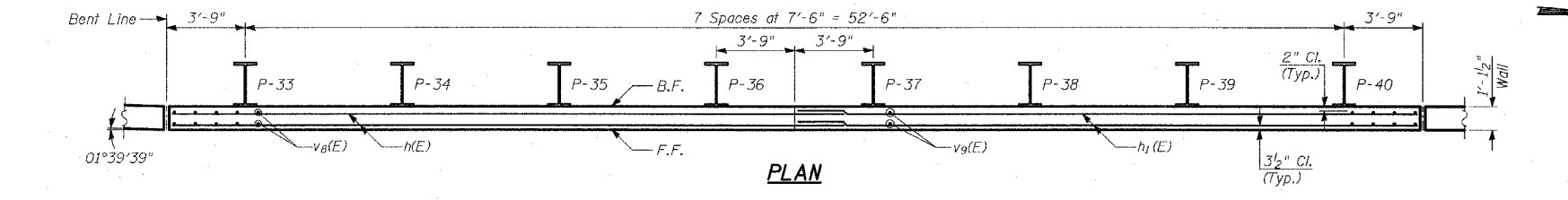
ELEVATION



PLAN



ELEVATION



PLAN

- NOTES:**
1. B.F. - denotes Back Face.
 2. E.F. - denotes Each Face.
 3. F.F. - denotes Front Face.
 4. Work this Sheet with Sheets 10 and 13 thru 16 of 25.
 5. Pile spacing measured along front face of wall.
 6. For Lap Splices, see Sheet 10 of 25.

TYLIN INTERNATIONAL

REVISIONS	
NAME	DATE

ILLINOIS DEPARTMENT OF TRANSPORTATION
F.A.I. 94 (DAN RYAN EXPRESSWAY)
RETAINING WALL ALONG LAFAYETTE AVE.
77TH PL. TO 78TH ST.
WALL 73A - PLAN AND ELEVATION
STA. 1317+82.66 TO STA. 1319+34.06
 S.N. 016-W972 DESIGNED BY: MI, DJR
 SCALE: N.T.S. DRAWN BY: DJR, SNB
 DATE: MARCH 25, 2005 CHECKED BY: TD, MI