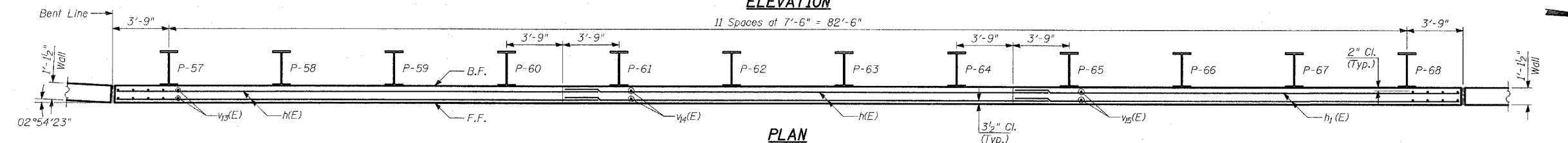
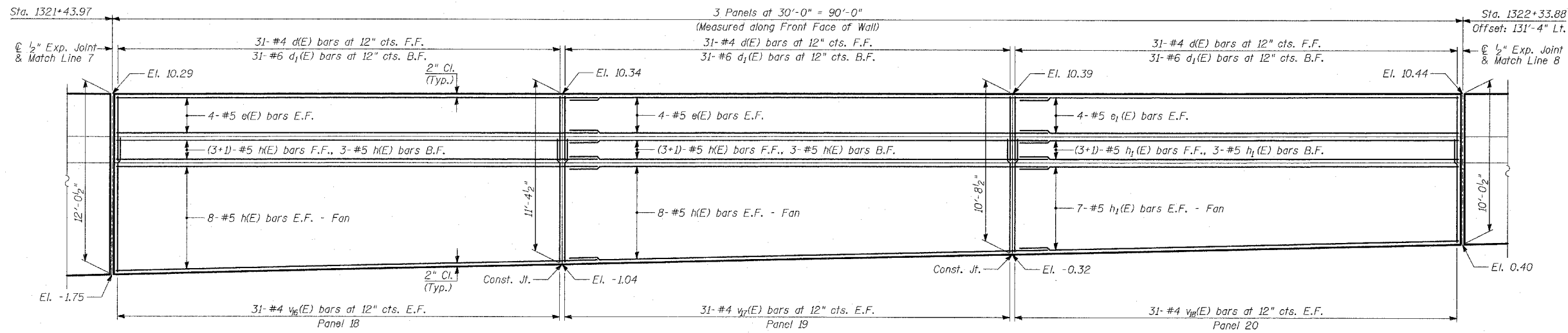


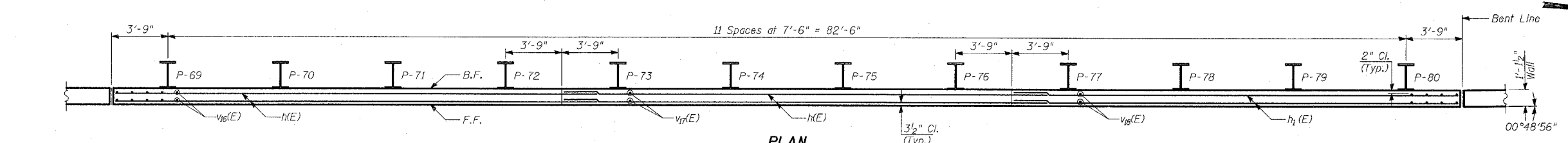
ELEVATION



PLAN



ELEVATION



PLAN

- NOTES:**
1. B.F. - denotes Back Face.
 2. E.F. - denotes Each Face.
 3. F.F. - denotes Front Face.
 4. Work this Sheet with Sheets 10 and 13 thru 16 of 25.
 5. Pile spacing measured along front face of wall.
 6. For Lap Splices, see Sheet 10 of 25.

TYLIN INTERNATIONAL

REVISIONS	
NAME	DATE

ILLINOIS DEPARTMENT OF TRANSPORTATION
 F.A.I. 94 (DAN RYAN EXPRESSWAY)
 RETAINING WALL ALONG LAFAYETTE AVE.
 77TH PL. TO 78TH ST.
 WALL 73A - PLAN AND ELEVATION
 STA. 1320+54.06 TO STA. 1322+33.88
 S.N. 016-W972
 SCALE: N.T.S.
 DATE: MARCH 25, 2005

DESIGNED BY: MI, DJR
 DRAWN BY: DJR, SNB
 CHECKED BY: TD, MI