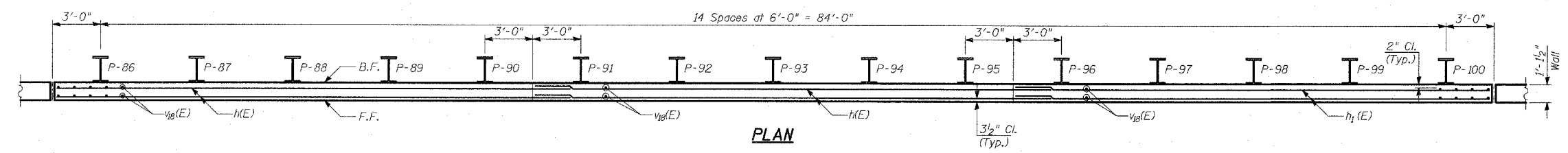
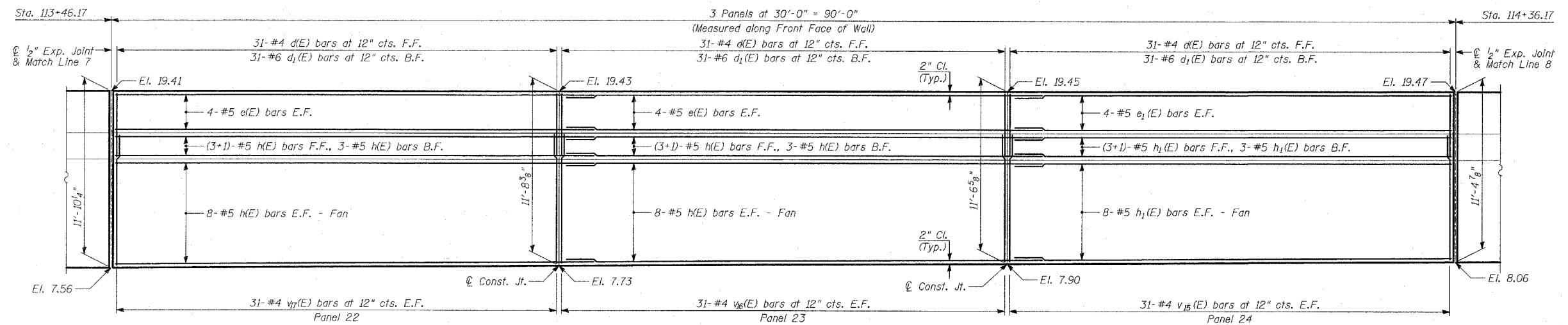


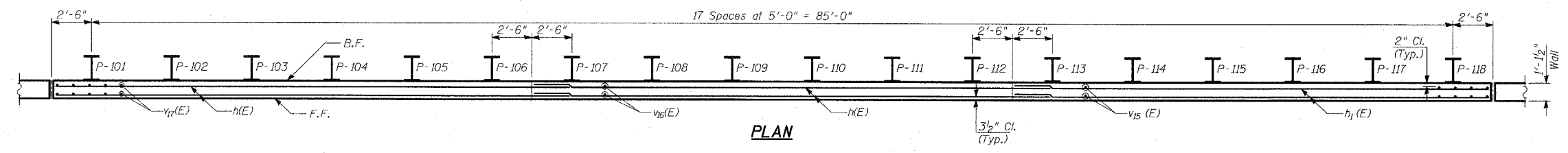
**ELEVATION**



**PLAN**



**ELEVATION**



**PLAN**

- NOTES:**
1. B.F. - denotes Back Face.
  2. E.F. - denotes Each Face.
  3. F.F. - denotes Front Face.
  4. Work this Sheet with Sheets 9 thru 12 of 18.
  5. Pile spacing measured along front face of wall.
  6. For Lap Splices, see Sheet 9 of 18.

**TYLIN INTERNATIONAL**

REVISIONS	
NAME	DATE

ILLINOIS DEPARTMENT OF TRANSPORTATION  
**F.A.I. 94 (DAN RYAN EXPRESSWAY)**  
**RETAINING WALL ALONG W. 98TH PLACE**  
**PARNELL TO C&WI RR**  
**WALL 67 - PLAN AND ELEVATION**  
**STA. 112+56.17 TO STA. 114+36.17**  
 S.N. O16-W952  
 SCALE: N.T.S.  
 DATE: MARCH 25, 2005

DESIGNED BY: MI, DJR  
 DRAWN BY: DJR, TB  
 CHECKED BY: TD, MI