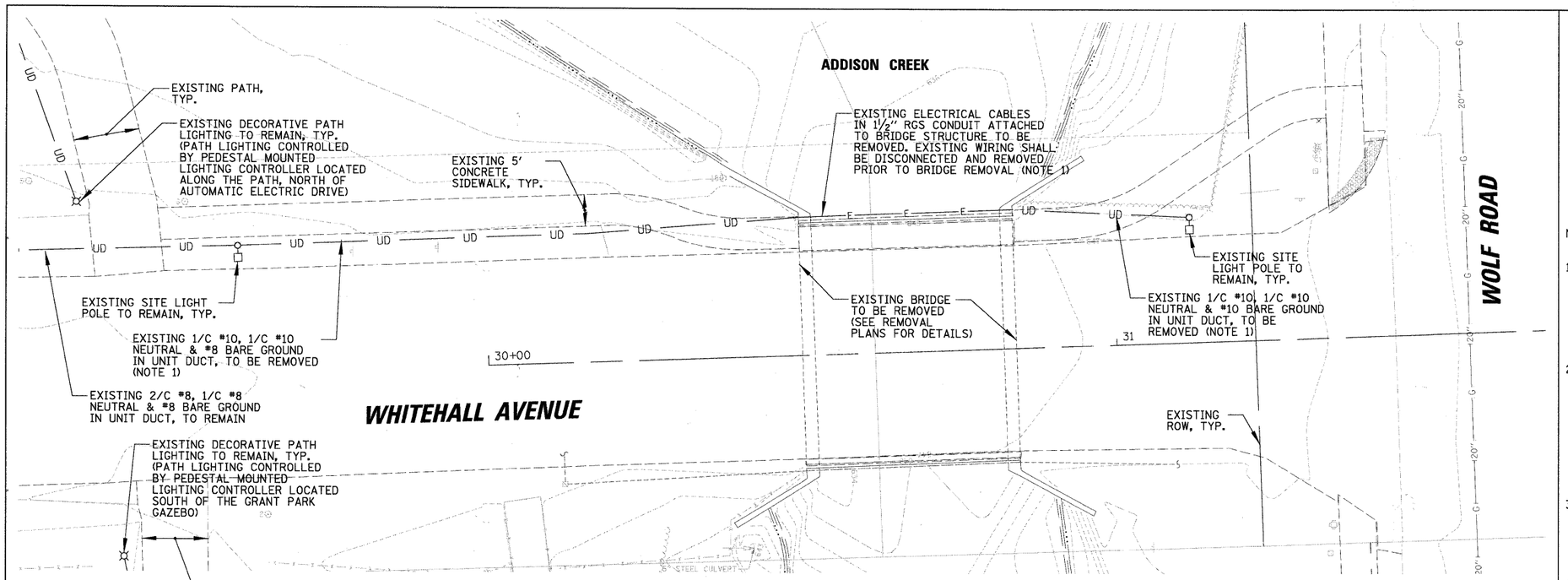

EXISTING LIGHTING PLAN

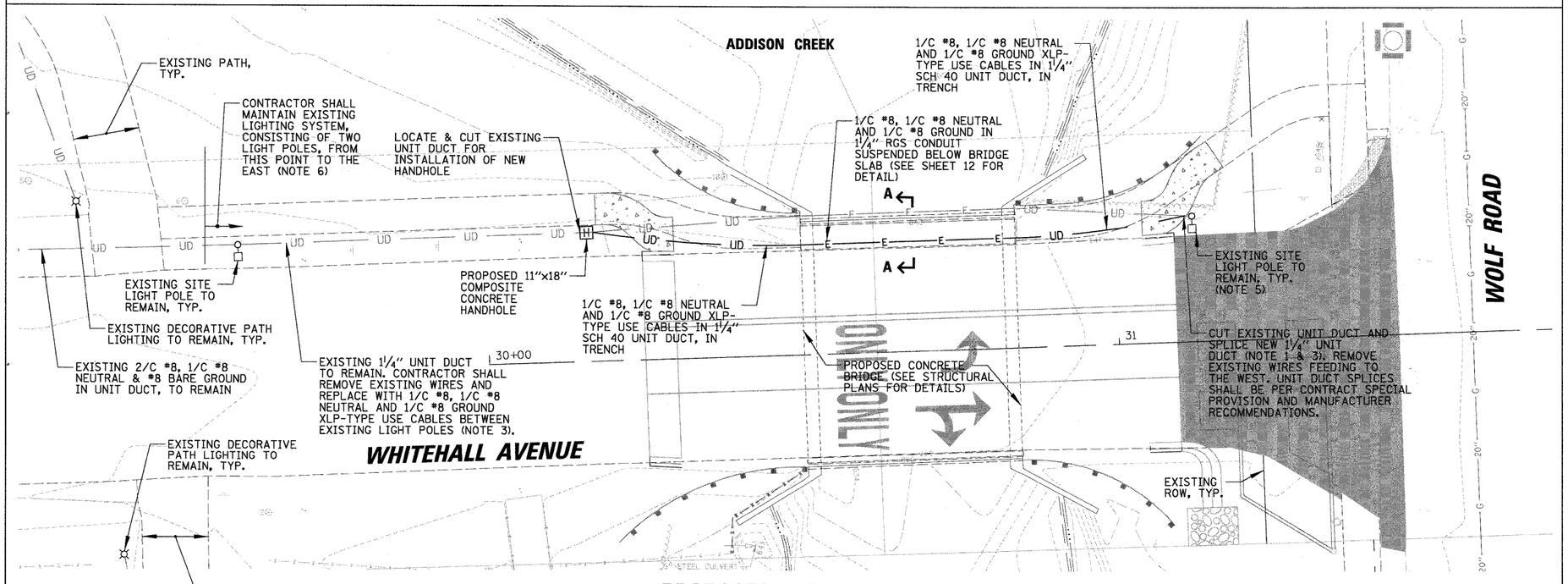

PROPOSED LIGHTING PLAN

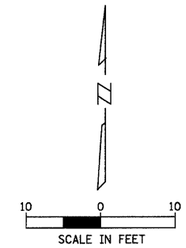

NOTES:

1. CONTRACTOR SHALL DISCONNECT AND CUT EXISTING UNDERGROUND ELECTRICAL CONDUITS TO A MIN. OF 1' BELOW GRADE AND ABANDON. CONTRACTOR SHALL REMOVE EXISITING CONDUIT AND CABLES ATTACHED TO BRIDGE STRUCTURE PRIOR TO THE DEMOLITION OF THE EXISTING STRUCTURE. THIS WORK SHALL BE PAID FOR AT THE CONTRACT UNIT PRICE FOR "REMOVE CONDUIT ATTACHED TO STRUCTURE" AND "REMOVE ELECTRIC CABLE FROM CONDUIT," RESPECTIVELY.

2. THE EXISTING SITE LIGHT POLES ARE CONTROLLED FROM A PAD MOUNTED LIGHTING CONTROLLER LOCATED ALONG THE EXISTING PATH, NORTH OF AUTOMATIC ELECTRIC DRIVE. THE CONTRACTOR SHOULD NOTE THAT THERE IS AN "ALWAYS ON" BRANCH CIRCUIT RUNNING WITHIN THE EXISTING SITE LIGHTING CONDUIT. THE "ALWAYS ON" CIRCUIT IS CONNECTED TO POLE MOUNTED POLICE CAMERAS/EQUIPMENT THAT ARE INSTALLED ON SELECT LIGHT POLES THROUGHOUT THE SITE. THE CONTRACTOR SHALL IDENTIFY AND TAG "ALWAYS ON" CIRCUIT, AND NOTIFY THE NORTHLAKE POLICE DEPT. PRIOR TO BEGINNING ANY ELECTRICAL WORK IN THE AREA.

3. CONNECTION OF PROPOSED ELECTRIC CABLES TO EXISTING LIGHTING CIRCUITS SHALL BE MADE AT THE BASE OF THE LIGHT POLE. THE CONNECTION SHALL INCLUDE ALL NEW FUSES, FUSE HOLDERS, COMPRESSION FITTINGS, SEALANT, CIRCUIT LABELS, ETC. THIS WORK SHALL BE INCLUDED IN THE PRICE BID FOR "FURNISHING AND INSTALLING CABLE SPLICES."

4. EXPANSION COUPLINGS SHALL BE INSTALLED IN THE CONDUIT RUN AT EACH END OF BRIDGE STRUCTURE.

5. LIGHT POLE TO BE DISCONNECTED FOR DURATION OF BRIDGE CONSTRUCTION. THE LIGHT POLE SHALL BE RECONNECTED AND OPERATIONAL BEFORE OPENING ROAD TO TRAFFIC.

6. THE CONTRACTOR SHALL ASSUME PARTIAL MAINTENANCE OF THE EXISTING LIGHTING SYSTEM AS INDICATED. THIS WORK SHALL INCLUDE MAINTENANCE OF LIGHT POLES, LUMINIARES AND CABLE RUNS. IN CASE OF POLE KNOCKDOWN OR EQUIPMENT DAMAGED BY EITHER THE MOTORING PUBLIC OR CONTRACTOR OPERATIONS, THE CONTRACTOR SHALL CLEAR AND RESTORE THE EXISTING SYSTEM TO ORIGINAL CONDITIONS (SEE SPECIAL PROVISIONS).

LIGHTING LEGEND

[H]	PROPOSED COMPOSITE CONCRETE HANDHOLE
—— UD ——	WIRES IN UNIT DUCT AS SHOWN ON PLANS
——E——	WIRES IN RGS CONDUIT SUSPENDED BELOW PROPOSED BRIDGE STRUCTURE
○—□	EXISTING 400W HIGH PRESSURE SODIUM SHOEBOX TYPE LUMINAIRE MOUNTED 40'-0" ABOVE GRADE ON AN TAPERED STEEL LIGHT POLE (REFERRED TO AS SITE LIGHT POLE), TO REMAIN
⌑	EXISTING 150W DECORATIVE TYPE LUMINAIRE MOUNTED ON A 14 FT. FLUTED ALUMINUM POLE, TO REMAIN
⧅	EXISTING CONCRETE HANDHOLE
—— UD ——	EXISTING WIRES IN UNIT DUCT AS SHOWN ON PLANS
——E——	EXISTING RGS CONDUIT ATTACHED TO BRIDGE STRUCTURE
RGS	RIGID GALVANIZED STEEL CONDUIT

CAUTION
NOTICE TO CONTRACTOR

THE CONTRACTOR IS SPECIFICALLY CAUTIONED THE LOCATION AND/OR ELEVATION OF EXISTING AND PROPOSED UTILITIES AS SHOWN ON THESE PLANS. THE INFORMATION IS NOT TO BE RELIED ON AS BEING EXACT OR COMPLETE. THE CONTRACTOR MUST CALL THE LOCAL UTILITY LOCATION CENTER AT LEAST 72 HOURS BEFORE ANY EXCAVATION TO REQUEST EXACT FIELD LOCATIONS OF THE UTILITIES. IT SHALL BE THE RESPONSIBILITY OF THE CONTRACTOR TO INFORM ENGINEER OF ANY EXISTING UTILITIES WHICH CONFLICT WITH THE PROPOSED IMPROVEMENTS.

FILE NAME = N:\NORTHLAKE\940032HR204\Mech\LGT_940032hr204_01.SHT	USER NAME = PRAZALAN	DESIGNED - KB	REVISED -
		DRAWN - KB	REVISED -
	PLOT SCALE = 10'	CHECKED - AJD	REVISED -
	PLOT DATE = 11/30/2009	DATE - 09/30/09	REVISED -

STATE OF ILLINOIS
DEPARTMENT OF TRANSPORTATION

EXISTING & PROPOSED LIGHTING IMPROVEMENT PLAN

SCALE: AS SHOWN | SHEET NO. OF SHEETS | STA. TO STA.

F.A. RTE.	SECTION	COUNTY	TOTAL SHEETS	SHEET NO.
----	09-00071-00-BR	COOK	31	11
		CONTRACT NO. 63437		
		ILLINOIS FED. AID PROJECT		