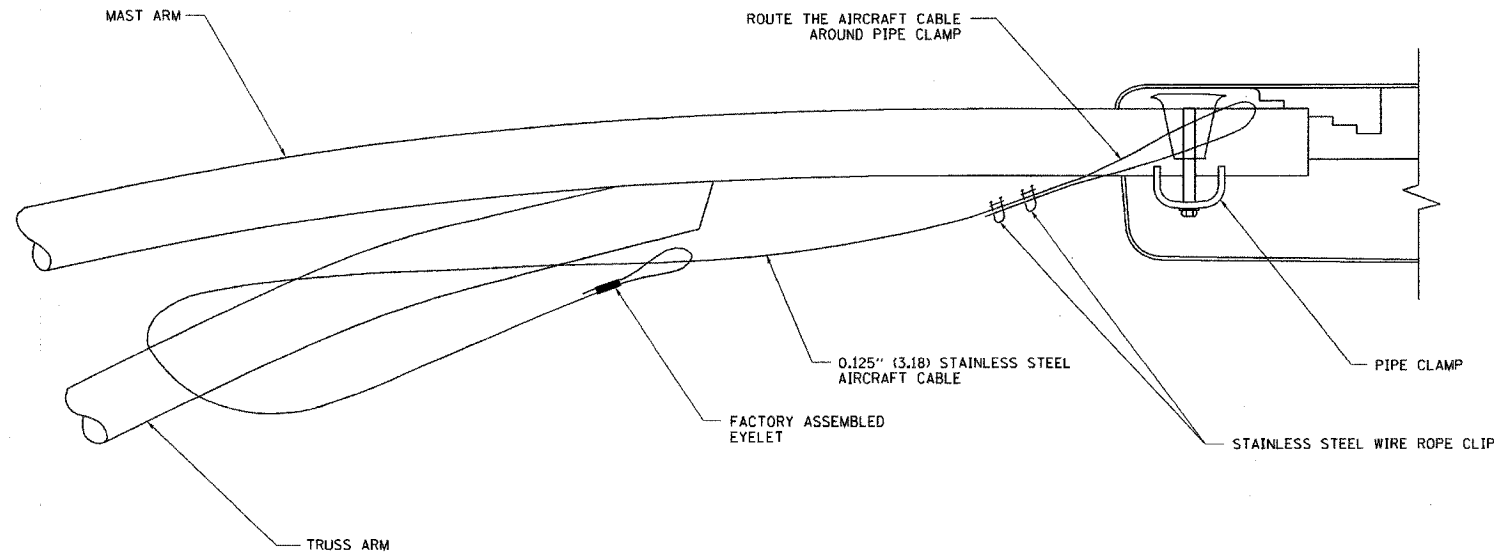
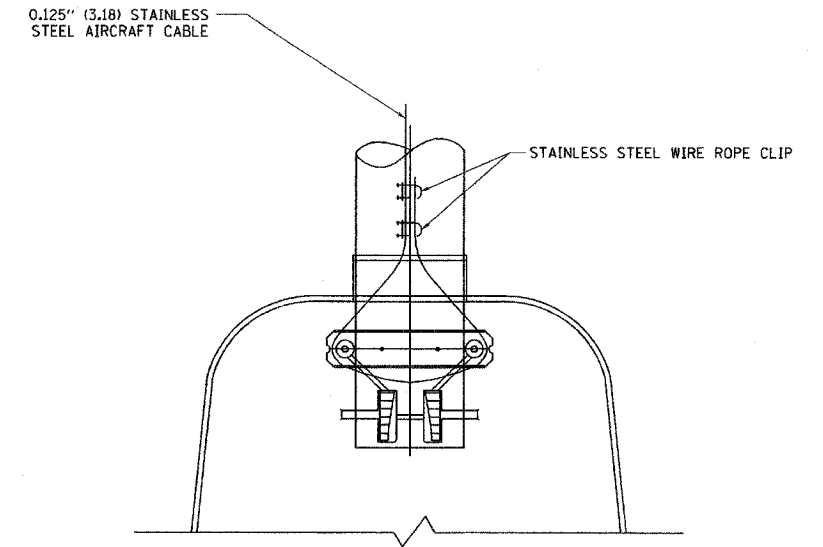


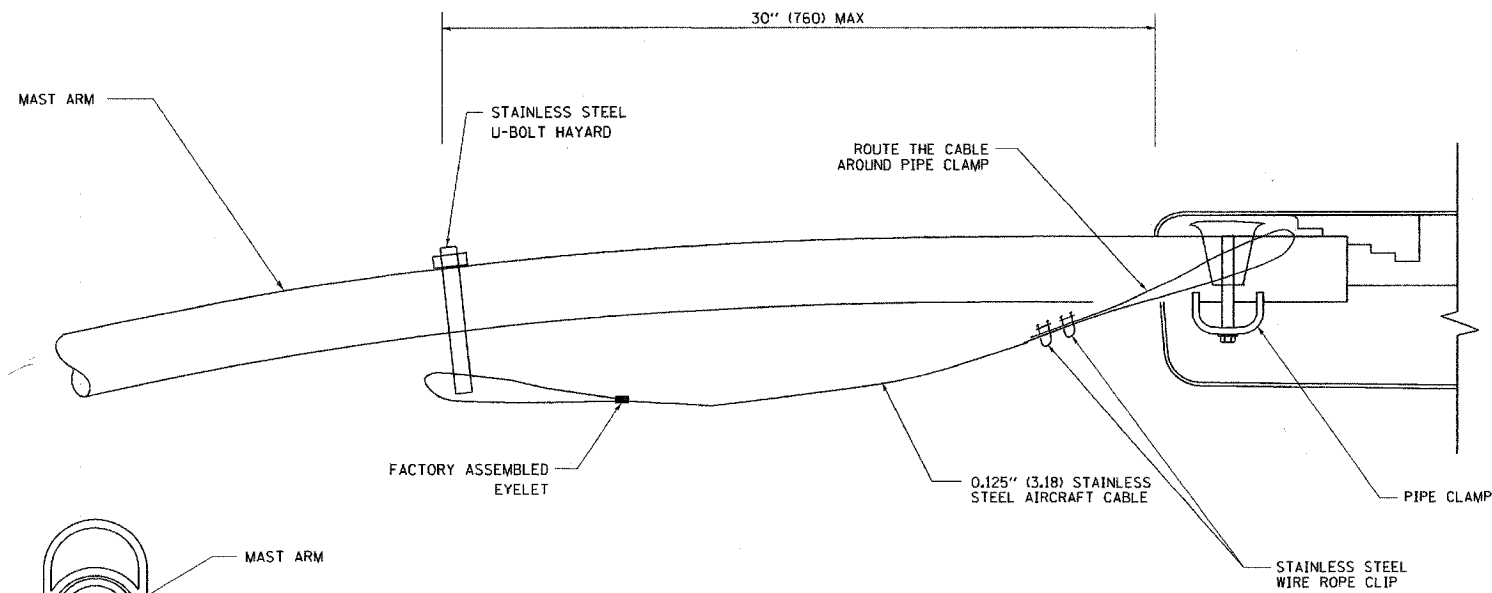
F.A. RTE.	SECTION	COUNTY	TOTAL SHEETS	SHEET NO.
55	2007-003T	WILL	44	43
STA.		TO STA.		
FED. ROAD DIST. NO.	ILLINOIS	FED. AID PROJECT		



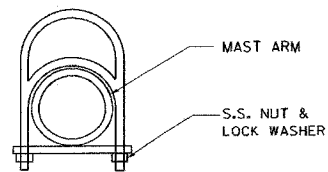
SIDE VIEW (TRUSS ARM)
N.T.S.



BOTTOM VIEW
N.T.S.



SIDE VIEW (SINGLE MEMBER OR DAVIT ARM)
N.T.S.



STAINLESS STEEL
U-BOLT HAYARD

NOTES:

1. ALL DIMENSIONS ARE IN MILLIMETERS (INCHES) UNLESS OTHERWISE SHOWN
2. CONTRACTOR SHALL ADJUST THE WIRE CLIP TO ELIMINATE ANY SLACK FROM THE WIRE ROPE.
3. THE 0.125" (3.18) STAINLESS STEEL AIRCRAFT CABLE SHALL REMAIN VISIBLE FROM THE GROUND LEVEL
4. THE BREAKING STRENGTH OF THE CABLE SHALL BE 1700 LBS. MIN

REVISIONS	
NAME	DATE

ILLINOIS DEPARTMENT OF TRANSPORTATION

LUMINAIRE SAFETY
CABLE ASSEMBLY

SCALE: VERT.
HORIZ.
DATE: 1/17/2007

DRAWN BY
CHECKED BY
BE-701
REVISION DATE: 01/01/07