

STATE OF ILLINOIS
DEPARTMENT OF TRANSPORTATION

F.A.P. RTE.	SECTION	COUNTY	TOTAL SHEETS	SHEET NO.
840	(138,139) SFY	KANKAKEE IROQUOIS	10	1
		ILLINOIS	CONTRACT NO. 66N27	

INDEX OF SHEETS

- 1 COVER SHEET
- 2 GENERAL NOTES
- 3 SUMMARY OF QUANTITIES
- 4-7 FLASHING BEACON LAYOUT PLAN
- 8 FLASHING BEACON CABLE PLAN
- 9-10 DETAILS

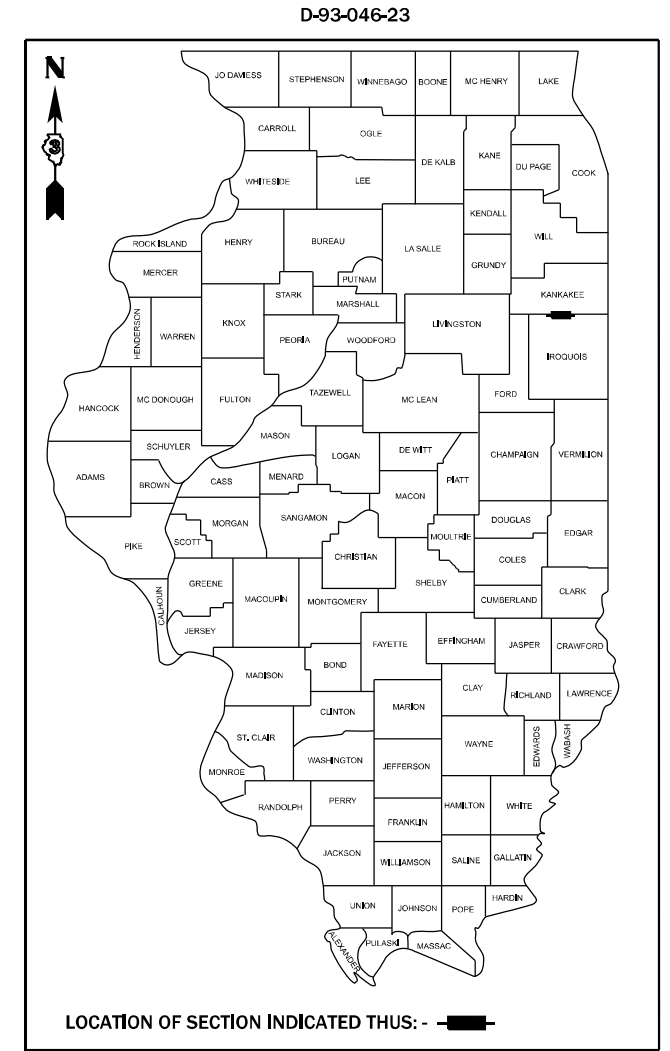
LIST OF ILLINOIS DOT HIGHWAY STANDARDS

- 000001-08 STANDARD SYMBOLS, ABBREVIATIONS AND PATTERNS
- 001006 DECIMAL OF AN INCH AND OF A FOOT
- 701001-02 OFF-ROAD OPERATIONS 2L, 2W, MORE THAN 15' (4.5 m) AWAY
- 701006-05 OFF-ROAD OPERATIONS 2L, 2W, 15' (4.5 m) TO 24" (600 mm) FROM PAVEMENT EDGE
- 701306-04 LANE CLOSURE, 2L, 2W, SLOW MOVING OPERATIONS DAY ONLY, FOR SPEEDS ≥ 45 MPH
- 701901-08 TRAFFIC CONTROL DEVICES
- 805001-01 ELECTRICAL SERVICE INSTALLATION DETAILS
- 814001-03 HANDHOLES
- 862001-01 UNINTERRUPTABLE POWER SUPPLY (UPS)
- 873001-02 TRAFFIC SIGNAL GROUNDING & BONDING
- 880001-01 SPAN WIRE MOUNTED SIGNALS AND FLASHING BEACON INSTALLATION

**PROPOSED
HIGHWAY PLANS**

**FAP ROUTE 840 (US 45 & 52)
SECTION (138,139)SFY
PROJECT HSIP-WA9K(538)
FLASHING BEACON INSTALLATION
IROQUOIS & KANKAKEE COUNTY**

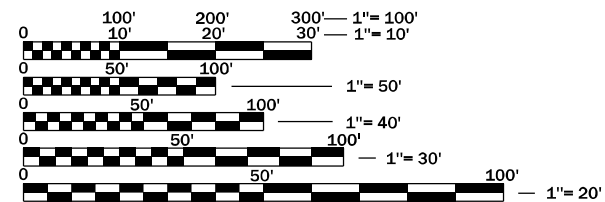
C-93-066-23



**FUNCTIONAL CLASSIFICATION =
MINOR ARTERIAL (RURAL)**

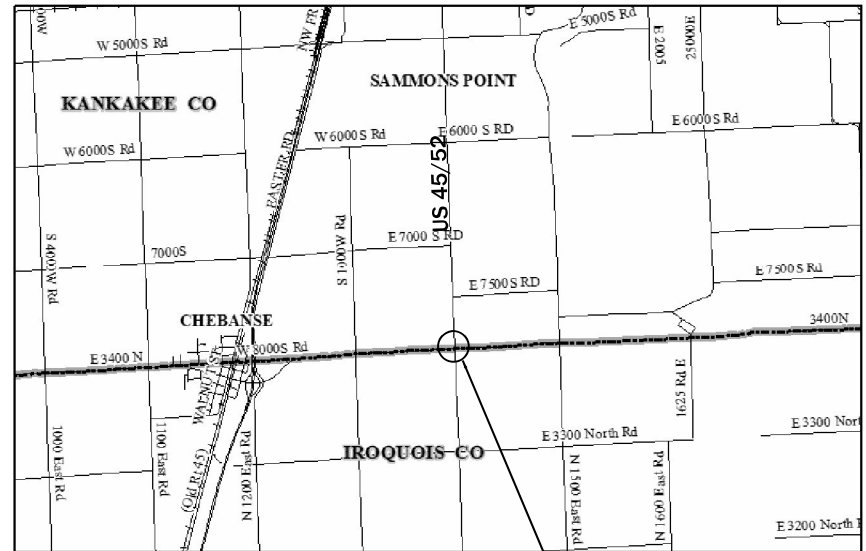
ADT (2021) = 4250

P.V. = 81.0% M.U. = 12.0% S.U. = 7.0%



FULL SIZE PLANS HAVE BEEN PREPARED USING STANDARD ENGINEERING SCALES. REDUCED SIZED PLANS WILL NOT CONFORM TO STANDARD SCALES. IN MAKING MEASUREMENTS ON REDUCED PLANS, THE ABOVE SCALES MAY BE USED.

J.U.L.I.E.
JOINT UTILITY LOCATION INFORMATION FOR EXCAVATION
1-800-892-0123
OR 811



PROJECT LOCATION
US 45/52 & W 8000S RD

GROSS & NET LENGTH = POINT LOCATION

PROJECT ENGINEER: JOE KANNEL, P.E.
UNIT CHIEF: MARC BUDZYNSKI, P.E.
DISTRICT 3 NO. (815) 434-6131
CONTRACT NO. 66N27

STATE OF ILLINOIS
DEPARTMENT OF TRANSPORTATION

SUBMITTED May 19 2023

James Almond
REGIONAL ENGINEER

June 30, 2023
Scott A. Elk
ENGINEER OF DESIGN AND ENVIRONMENT

June 30, 2023
Stephen M. Smith
DIRECTOR OF HIGHWAYS PROJECT IMPLEMENTATION

**PRINTED BY THE AUTHORITY
OF THE STATE OF ILLINOIS**

GENERAL NOTES

THE TRAFFIC SIGNAL SECTION AT THE ILLINOIS DEPARTMENT OF TRANSPORTATION, DISTRICT 3, SHALL BE NOTIFIED AT 815-434-8506 AT LEAST 72 HOURS PRIOR TO TURNING ON ANY FLASHER OR CONTROLLER UNITS.

A 3/4" DIAMETER CONTINUOUS RODENT RESISTANT NYLON ROPE SHALL BE FURNISHED AND LEFT IN PLACE IN ALL CONDUITS BETWEEN HANDHOLES AND FOUNDATIONS OR CONTROLLER. THIS COST SHALL BE INCLUDED WITH THE COST OF CONDUIT PAY ITEM.

THE CONTRACTOR SHALL ARRANGE FOR A FACTORY OR SUPPLIER REPRESENTATIVE TO BE PRESENT AT THE INTERSECTION WHEN THE SIGNAL IS TURNED ON. COST TO BE INCLUDED WITH THE TRAFFIC SIGNAL CONTROLLER PAY ITEM.

ALL CONDUIT IN TRENCH SHALL BE P.V.C. ALL PUSHED CONDUIT MAY BE P.V.C. OR GALVANIZED STEEL. CONDUIT ATTACHED TO STRUCTURES SHALL BE GALVANIZED STEEL.

NO ADDITIONAL COMPENSATION WILL BE ALLOWED FOR PLACING CONDUIT AT A GREATER THAN 2' MINIMUM DEPTH TO AVOID OBSTACLES SUCH AS UNDERGROUND UTILITIES.

THE ELECTRICAL CONDUCTORS FOR ALL TRAFFIC SIGNAL HEADS SHALL BE SOLID, SOFT COPPER.

ALL THREADS OF BOLTS USED IN THE ASSEMBLY OF TRAFFIC SIGNAL COMPONENTS SHALL BE COATED WITH A NON-LEAD BASED ANTI-SEIZE COMPOUND, SIMILAR TO LEAD PLATE, PRIOR TO ASSEMBLY.

ALL HARDWARE SHALL BE TIGHTENED AND WELL SECURED, CABLES SHALL BE NEATLY WOUND IN HANDHOLES. CABLES SHALL BE NEATLY TRAINED IN THE CONTROLLER CABINET.

THE CONTRACTOR SHALL BE RESPONSIBLE FOR OBTAINING ELECTRICAL SERVICE FOR THE TRAFFIC SIGNALS. THE CONTRACTOR SHALL CONTACT THE UTILITY COMPANY PRIOR TO BEGINNING WORK TO OBTAIN THE UTILITY COMPANY REQUIREMENTS FOR THE SERVICE INSTALLATION.

BACKPLATES SHALL BE POLYCARBONATE, LOUVERED FORMED BACKPLATES.

ALL VEHICLE AND PEDESTRIAN SIGNAL HEADS SHALL HAVE POLYCARBONATE BLACK HOUSING AND BLACK BRACKETS.

ALL UNINTERRUPTIBLE POWER SUPPLIES SHALL BE EQUIPPED WITH ALPHA GUARD MONITORS.

GENERAL NOTES CONT.

ALL AREAS DISTURBED BY THE CONTRACTOR SHALL BE RESTORED WITH SEED OR SOD TO THE SATISFACTION OF THE ENGINEER. SEEDING OR SODDING SHALL NOT BE PERMITTED AT ANY TIME WHEN THE GROUND IS FROZEN, WET, OR IN AN UNTILLABLE CONDITION.

THE SURGE PROTECTOR IN THE CONTROLLER CABINET SHALL HAVE AN INDICATOR LIGHT.

ALL EXCAVATED MATERIAL, WHICH INCLUDES DIGGING OR GRADING OF ANY SOIL OR FILL MATERIAL, WITH THE EXCEPTION OF AGGREGATE FILLS, MUST BE INCORPORATED WITHIN THE !DOT RIGHT OF WAY DUE TO ENVIRONMENTAL DOCUMENTATION REQUIREMENTS.

MEMBERS OF JULIE KNOWN TO BE WITHIN THE LIMITS OF THE IMPROVEMENT ARE:

- BLUEBIRD NETWORK
- FRONTIER COMMUNICATIONS
- METRO COMMUNICATIONS
- NICOR

COMMITMENTS:

NONE

STATE OF ILLINOIS
DEPARTMENT OF TRANSPORTATION
DISTRICT THREE
AS BUILT INFORMATION

SUPERVISING CONSTRUCTION FIELD ENGINEER

RESIDENT ENGINEER / TECHNICIAN

START & END DATES
OF CONSTRUCTION:

INSPECTORS:

MODEL: D:\raji... FILE NAME: p:\illinois\pww\ben...com\PIWDOT\Documents\DOT_0_ces\District_3\ORD_Projects\366N27\CADD\at\CAD\Sheets\366N27-2\title-cover.dgn

USER NAME = brandon_crisis	DESIGNED -	REVISED -
	DRAWN -	REVISED -
PLOT SCALE = 99.849 ' / in.	CHECKED -	REVISED -
PLOT DATE = 5/19/2023	DATE -	REVISED -

**STATE OF ILLINOIS
DEPARTMENT OF TRANSPORTATION**

GENERAL NOTES

SCALE: SHEET OF SHEETS STA. TO STA.

F.A.P. RTE.	SECTION	COUNTY	TOTAL SHEETS	SHEET NO.
840	(138, 139) 5FY	KANKAKEE ILLINOIS	10	2
CONTRACT NO. 66N27				
ILLINOIS			FED. AID PROJECT	

90% FED
10% STATE

CONSTRUCTION CODE	
KANKAKEE	IROQUOIS
SAFETY	SAFETY
0021	0021
RURAL	RURAL

CODE NO.	ITEM	UNIT	TOTAL QUANTITY	KANKAKEE SAFETY 0021 RURAL	IROQUOIS SAFETY 0021 RURAL
20100210	TREE REMOVAL (OVER 15 UNITS DIAMETER)	UNIT	30		30
67100100	MOBILIZATION	L SUM	1	0.5	0.5
70100460	TRAFFIC CONTROL AND PROTECTION, STANDARD 701306	L SUM	1	0.5	0.5
80500300	SERVICE INSTALLATION, TYPE C	EACH	1		1
81028200	UNDERGROUND CONDUIT, GALVANIZED STEEL, 2' DIA.	FOOT	301	73	228
81028350	UNDERGROUND CONDUIT, PVC, 2' DIA.	FOOT	1352	491	861
81100500	CONDUIT ATTACHED TO STRUCTURE, 1 1/2" DIA., GALVANIZED STEEL	FOOT	63	24	39
81400700	HANDHOLE, PORTLAND CEMENT CONCRETE	EACH	7	3	4
85800100	FLASHER CONTROLLER	EACH	1		1
87301215	ELECTRIC CABLE IN CONDUIT, SIGNAL NO. 14 2C	FOOT	2049	978	1071
87301805	ELECTRIC CABLE IN CONDUIT, SERVICE, NO. 6 2C	FOOT	5		5
87301900	ELECTRIC CABLE IN CONDUIT, EQUIPMENT GROUNDING CONDUCTOR, NO. 6 1C	FOOT	2049	978	1071
88040030	SIGNAL HEAD, POLYCARBONATE, LED, 1-FACE, 1-SECTION, POST MOUNTED	EACH	4	2	2
X8302125	WOOD POLE, 25 FT, CLASS 4	EACH	1		1
X8620200	UNINTERRUPTABLE POWER SUPPLY, SPECIAL	EACH	1		1
Z0030850	TEMPORARY INFORMATION SIGNING	SQ FT	84	42	42

* SPECIALTY
ITEM

MODEL: Default
 FILE NAME: P:\Missouri\Bentley.com\PROJECTS\Documents\DOT 0. cas\District_3\ORRD Projects\366N27\CADD\WALC\Bentley\366N27-SHT-COVER.dgn

USER NAME = Marc.Budzynski	DESIGNED -	REVISED -
	DRAWN -	REVISED -
PLOT SCALE = 100.000 1/4" = 1'	CHECKED -	REVISED -
PLOT DATE = 5/22/2023	DATE -	REVISED -

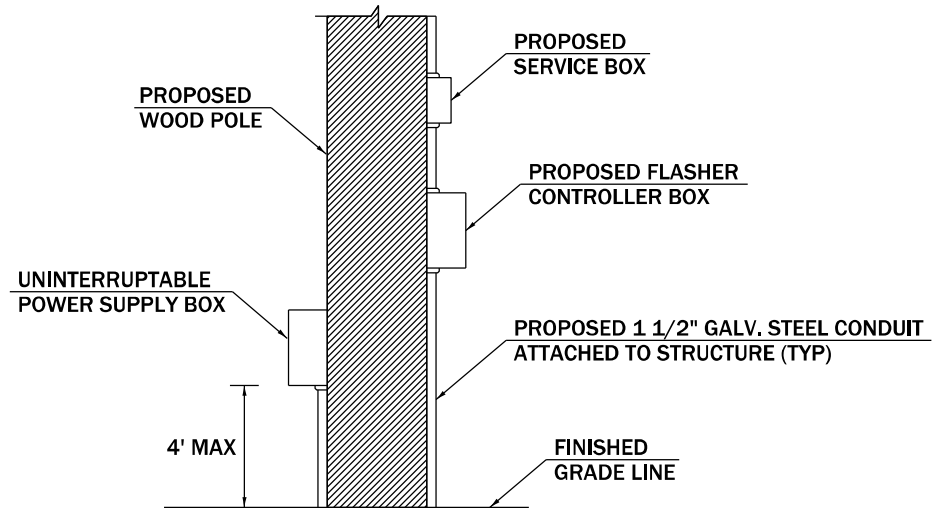
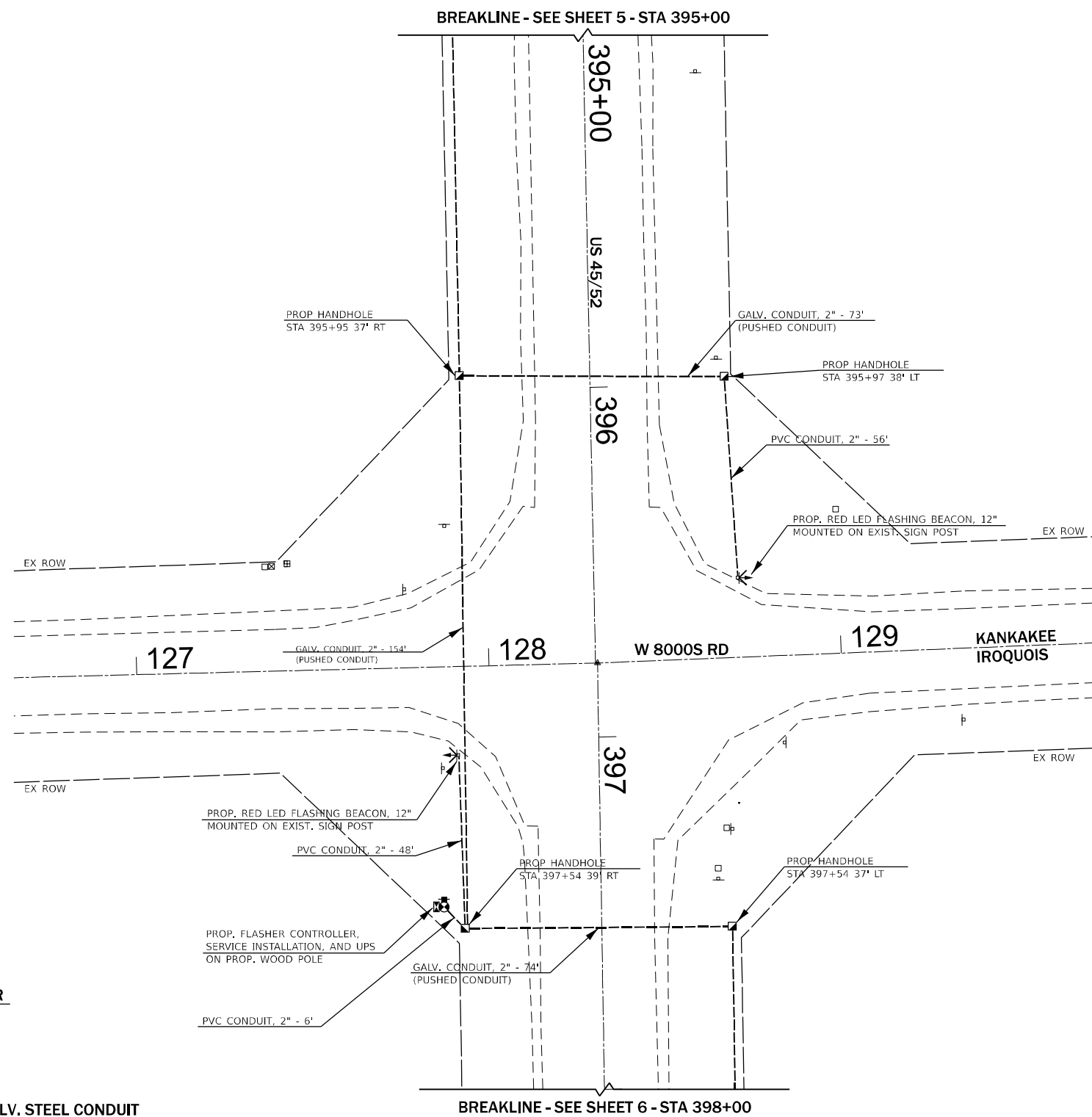
STATE OF ILLINOIS
DEPARTMENT OF TRANSPORTATION

SUMMARY OF QUANTITIES

SCALE: 1 SHEET OF SHEETS STA. TO STA.

FAP. RTE. 1	SECTION (138, 139) SFY	COUNTY 10	TOTAL SHEETS NO. 3
CONTRACT NO. 66N27			
ILLINOIS FEDERAL AID PROJECT			

NOTE: PROVIDE 12' OF 1 1/2" GALV. STEEL CONDUIT TO BE ATTACHED TO EACH SIGN POST. ADAPTERS FROM THE PVC TO THE GALV. STEEL CONDUIT SHALL BE INCIDENTAL.



INTERSECTION CONTROLLER/SERVICE BOX INSTALLATION DETAIL (NTS)

NOTE: THE IDOT TRAFFIC SIGNAL SECTION SHALL BE CONTACTED AT 815-434-8506 BEFORE THE EQUIPMENT IS MOUNTED TO VERIFY AN ACCEPTABLE PLACEMENT AND ORIENTATION ON THE POLE

TRAFFIC SIGNALS LEGEND

- PROPOSED SERVICE INSTALLATION
- ⊠ PROPOSED FLASHER CONTROLLER
- ⊙ PROPOSED WOOD POLE
- ⬇ PROPOSED FLASHING BEACON
- PROPOSED HANDHOLE
- PROPOSED CONDUIT



MODEL: Default; FILE NAME: p:\idot\paw\ben\paw.com\paw\idot\Documents\DOT 0 ces\Btfrict_3\ORR\Project\366127\CADD\366127\CAD\Sheet\366127-2ht-cover.dgn


USER NAME = brandon.c.riss	DESIGNED -	REVISED -
	DRAWN -	REVISED -
PLOT SCALE = 40,000' / in.	CHECKED -	REVISED -
PLOT DATE = 5/19/2023	DATE -	REVISED -

**STATE OF ILLINOIS
DEPARTMENT OF TRANSPORTATION**

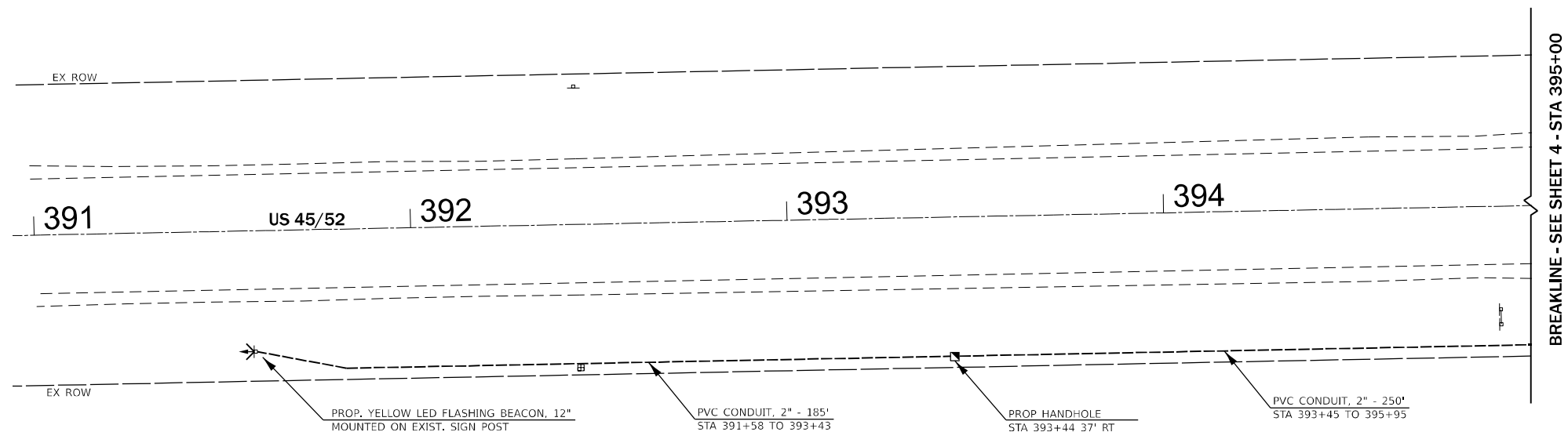
FLASHING BEACON PLAN LAYOUT

SCALE: SHEET OF SHEETS STA. TO STA.

F.A.P. RTE.	SECTION	COUNTY	TOTAL SHEETS	SHEET NO.
840	(138, 139) SFY	KANKAKEE IROQUOIS	10	4
CONTRACT NO. 66N27				
ILLINOIS FED. AID PROJECT				



NOTE: PROVIDE 12' OF 1 1/2" GALV. STEEL CONDUIT TO BE ATTACHED TO EACH SIGN POST. ADAPTERS FROM THE PVC TO THE GALV. STEEL CONDUIT SHALL BE INCIDENTAL.




ELECTRICAL LOAD FOR INTERSECTION				
STREET NAME	COMPONENT	NUMBER	WATTAGE EACH	BURNTIME %
US 45/52 & W 8000S RD	RED	2	7	50
	YELLOW	2	9	50

AGENCY RESPONSIBLE FOR TRAFFIC SIGNAL ENERGY CHARGES:
STATE OF ILLINOIS, 700 E. NORRIS DR. OTTAWA, IL 61350

TRAFFIC SIGNALS LEGEND

- PROPOSED SERVICE INSTALLATION
- ⊠ PROPOSED FLASHER CONTROLLER
- ⊗ PROPOSED WOOD POLE
- ⬇ PROPOSED FLASHING BEACON
- PROPOSED HANDHOLE
- PROPOSED CONDUIT



MODEL: Default
FILE NAME: p:\idirect\aw\bea\lay.com\p\INDOT\Documents\DOT_0_ces\District_3\ORD Project\366137\CADD\Drawings\CAD\Sheet\366137-2-ht-cover.dgn

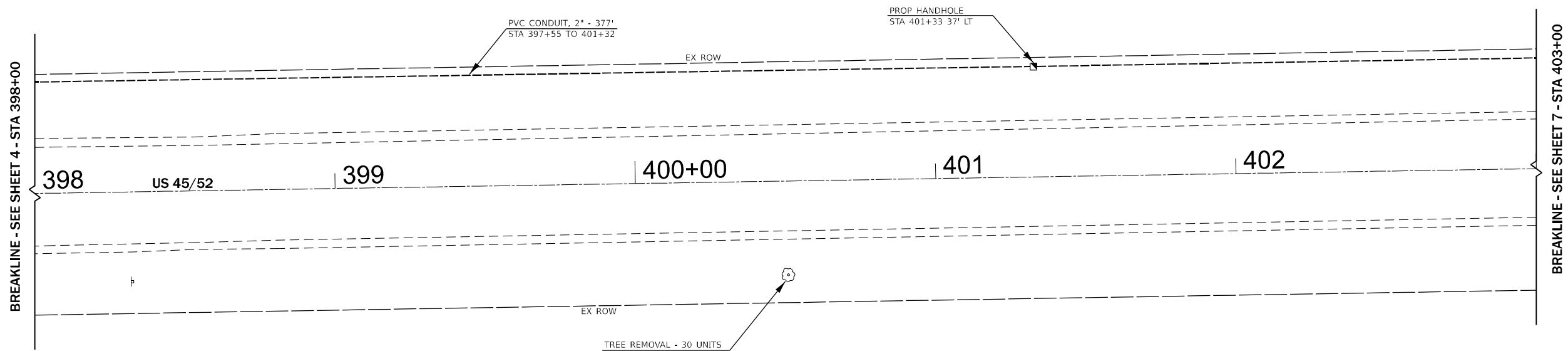

USER NAME = brandon.criss	DESIGNED -	REVISED -
	DRAWN -	REVISED -
PLOT SCALE = 40,000' / in.	CHECKED -	REVISED -
PLOT DATE = 5/19/2023	DATE -	REVISED -

**STATE OF ILLINOIS
DEPARTMENT OF TRANSPORTATION**

FLASHING BEACON PLAN LAYOUT

SCALE: SHEET OF SHEETS STA. TO STA.

F.A.P. RTE.	SECTION	COUNTY	TOTAL SHEETS	SHEET NO.
840	(138, 139) SFY	KANKAKEE IROQUOIS	10	5
CONTRACT NO. 66N27				
ILLINOIS FED. AID PROJECT				



TRAFFIC SIGNALS LEGEND

- PROPOSED SERVICE INSTALLATION
- ⊠ PROPOSED FLASHER CONTROLLER
- ⊗ PROPOSED WOOD POLE
- ⬇ PROPOSED FLASHING BEACON
- ▣ PROPOSED HANDHOLE
- PROPOSED CONDUIT



MODEL: Default
 FILE NAME: p:\idct-pw-bentley.com\p\idct\Documents\DOT 0 ces\District_3\ORRD\Project\366137\CADD\Draws\CAD\Sheet\366137-shit-cover.dgn


USER NAME = brandon.criss	DESIGNED -	REVISED -
	DRAWN -	REVISED -
PLOT SCALE = 40,000' / in.	CHECKED -	REVISED -
PLOT DATE = 5/19/2023	DATE -	REVISED -

**STATE OF ILLINOIS
 DEPARTMENT OF TRANSPORTATION**

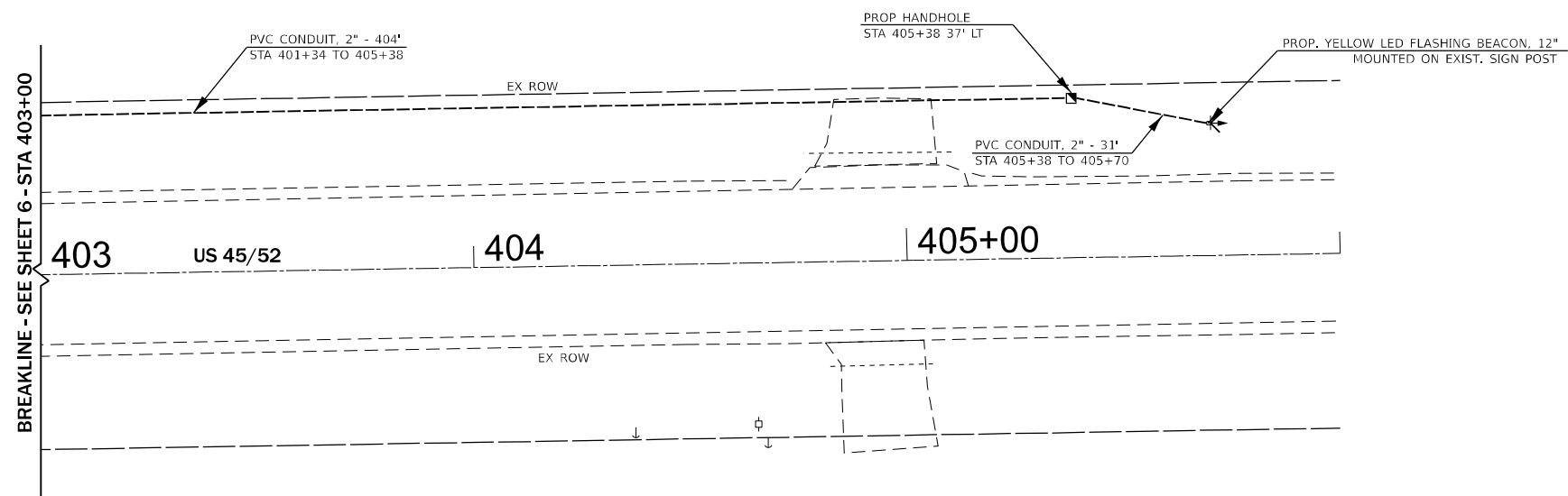
FLASHING BEACON PLAN LAYOUT

SCALE: SHEET OF SHEETS STA. TO STA.

F.A.P. RTE.	SECTION	COUNTY	TOTAL SHEETS	SHEET NO.
840	(138, 139) SFY	KANKAKEE IROQUOIS	10	6
ILLINOIS FED. AID PROJECT			CONTRACT NO. 66N27	




NOTE: PROVIDE 12' OF 1 1/2" GALV. STEEL CONDUIT TO BE ATTACHED TO EACH SIGN POST. ADAPTERS FROM THE PVC TO THE GALV. STEEL CONDUIT SHALL BE INCIDENTAL.



TRAFFIC SIGNALS LEGEND

- PROPOSED SERVICE INSTALLATION
- ⊠ PROPOSED FLASHER CONTROLLER
- ⊗ PROPOSED WOOD POLE
- ⬇ PROPOSED FLASHING BEACON
- ▣ PROPOSED HANDHOLE
- PROPOSED CONDUIT



MODEL: Default
 FILE NAME: p:\ilidect-pw-beacon\com\p\ilidect\Documents\DOT 0 ces\District_3\ORRD Project\366137\CADD\Draws\CAD\Sheet\366137-2-1ht-cover.dgn

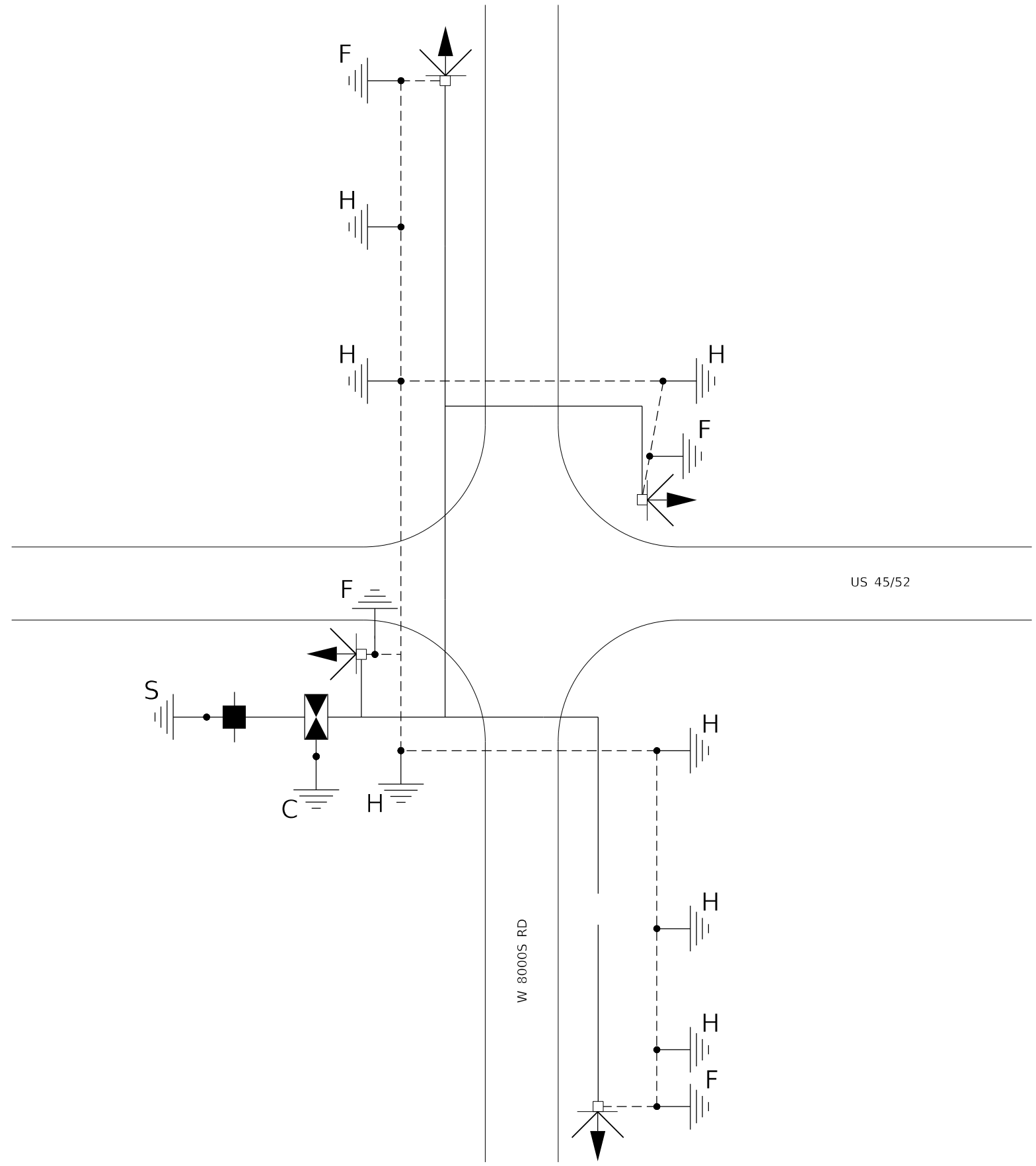
USER NAME = brandon.criss	DESIGNED -	REVISED -
	DRAWN -	REVISED -
PLOT SCALE = 40,000' / in.	CHECKED -	REVISED -
PLOT DATE = 5/19/2023	DATE -	REVISED -

**STATE OF ILLINOIS
DEPARTMENT OF TRANSPORTATION**












FLASHING BEACON PLAN LAYOUT

SCALE: SHEET OF SHEETS STA. TO STA.

F.A.P. RTE.	SECTION	COUNTY	TOTAL SHEETS	SHEET NO.
840	(138, 139) SFY	KANKAKEE IROQUOIS	10	7
CONTRACT NO. 66N27				
ILLINOIS FED. AID PROJECT				



TRAFFIC SIGNALS LEGEND

-  PROPOSED SERVICE INSTALLATION
-  PROPOSED FLASHER CONTROLLER
-  PROPOSED FLASHING BEACON
-  PROPOSED HANDHOLE
-  NO 14 2C
-  NO 6 1C GROUNDING
-  GROUNDING
-  F - FLASHER
-  C - CONTROLLER
-  S - SERVICE
-  H - HANDHOLE

MODEL: Default
 FILE NAME: p:\ilidct-cw-beacon\com\p\ilidct-cw-beacon\DOT 0_ces\Btfrict_3080 Project\366137\CADD\366137\CAD\366137\366137-2-sh-cable.dgn

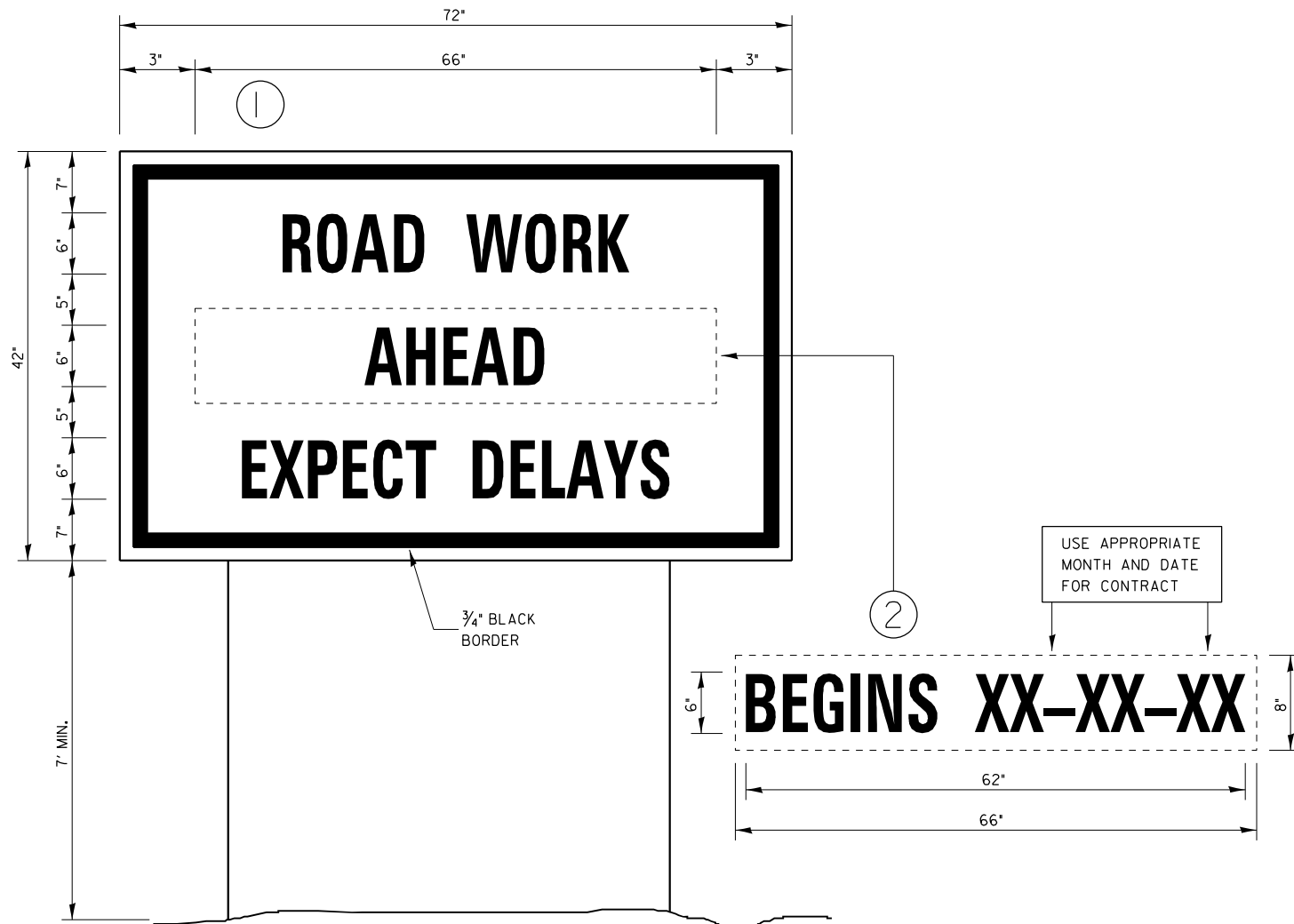
USER NAME = brandon.criss	DESIGNED -	REVISED -
	DRAWN -	REVISED -
PLOT SCALE = 100,000 * / in.	CHECKED -	REVISED -
PLOT DATE = 5/19/2023	DATE -	REVISED -

STATE OF ILLINOIS
DEPARTMENT OF TRANSPORTATION

FLASHING BEACON CABLE PLAN

SCALE: SHEET OF SHEETS STA. TO STA.

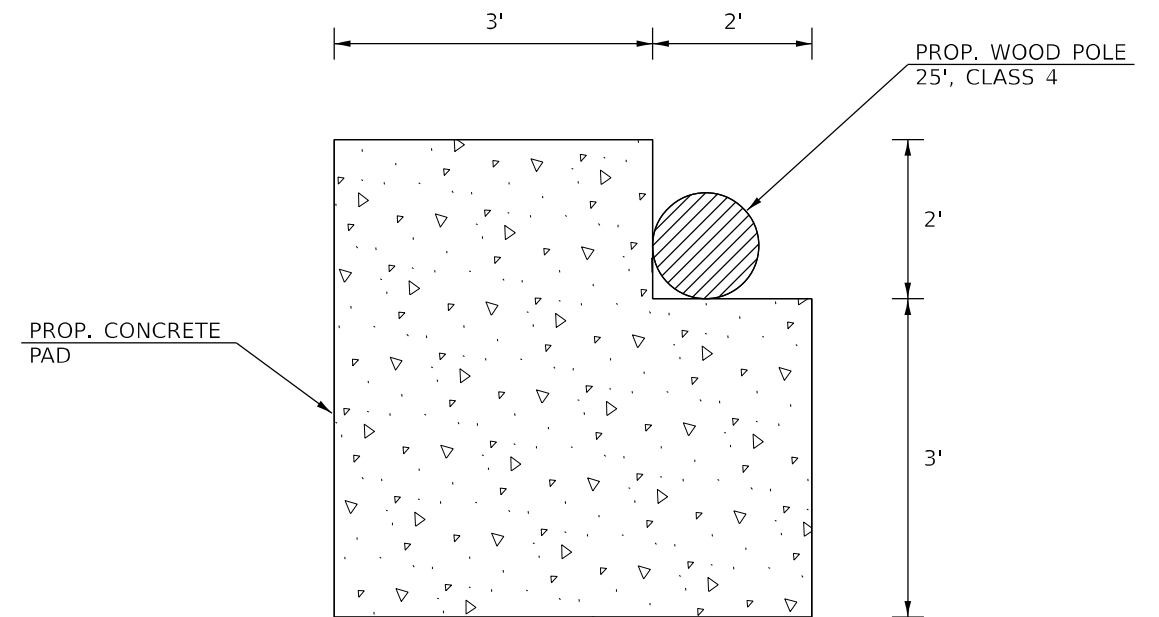
F.A.P. RTE.	SECTION	COUNTY	TOTAL SHEETS	SHEET NO.
840	(138, 139) SFY	KANKAKEE IROQUOIS	10	8
CONTRACT NO. 66N27				
ILLINOIS FED. AID PROJECT				



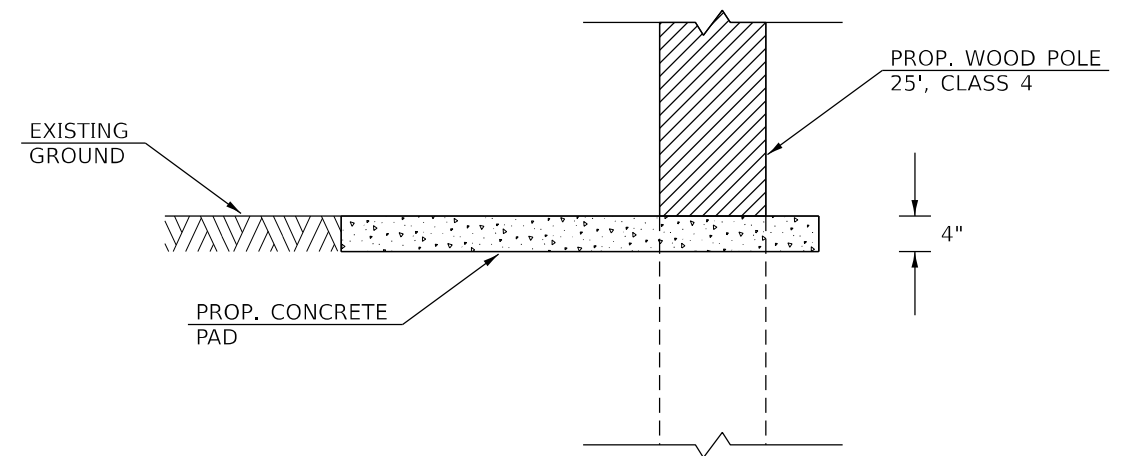
TEMPORARY INFORMATION SIGNING

NOTES:

1. USE 6" D BLACK LETTERING ON FLUORESCENT ORANGE BACKGROUND.
2. ERECT SIGNS AT LOCATIONS IN ADVANCE OF THE "ROAD CONSTRUCTION AHEAD" SIGNS AS DIRECTED BY THE ENGINEER.
3. ERECT SIGN ① WITH INSTALLED PANEL 2 ② MINIMUM OF ONE WEEK PRIOR TO THE START OF THE LANE CLOSURE.
4. REMOVE PANEL ② ON THAT DATE.
5. SEE SPECIAL PROVISION "TEMPORARY INFORMATION SIGNING" FOR ADDITIONAL INFORMATION.
6. WILL BE PAID FOR PER SQ FT AS "TEMPORARY INFORMATION SIGNING". EACH SIGN = 2150 SQ FT AND THE DATE PANEL 2 ② WILL NOT BE MEASURED SEPARATELY FOR PAYMENT.



TOP VIEW



FRONT VIEW

WOOD POLE AND CONCRETE PAD LAYOUT

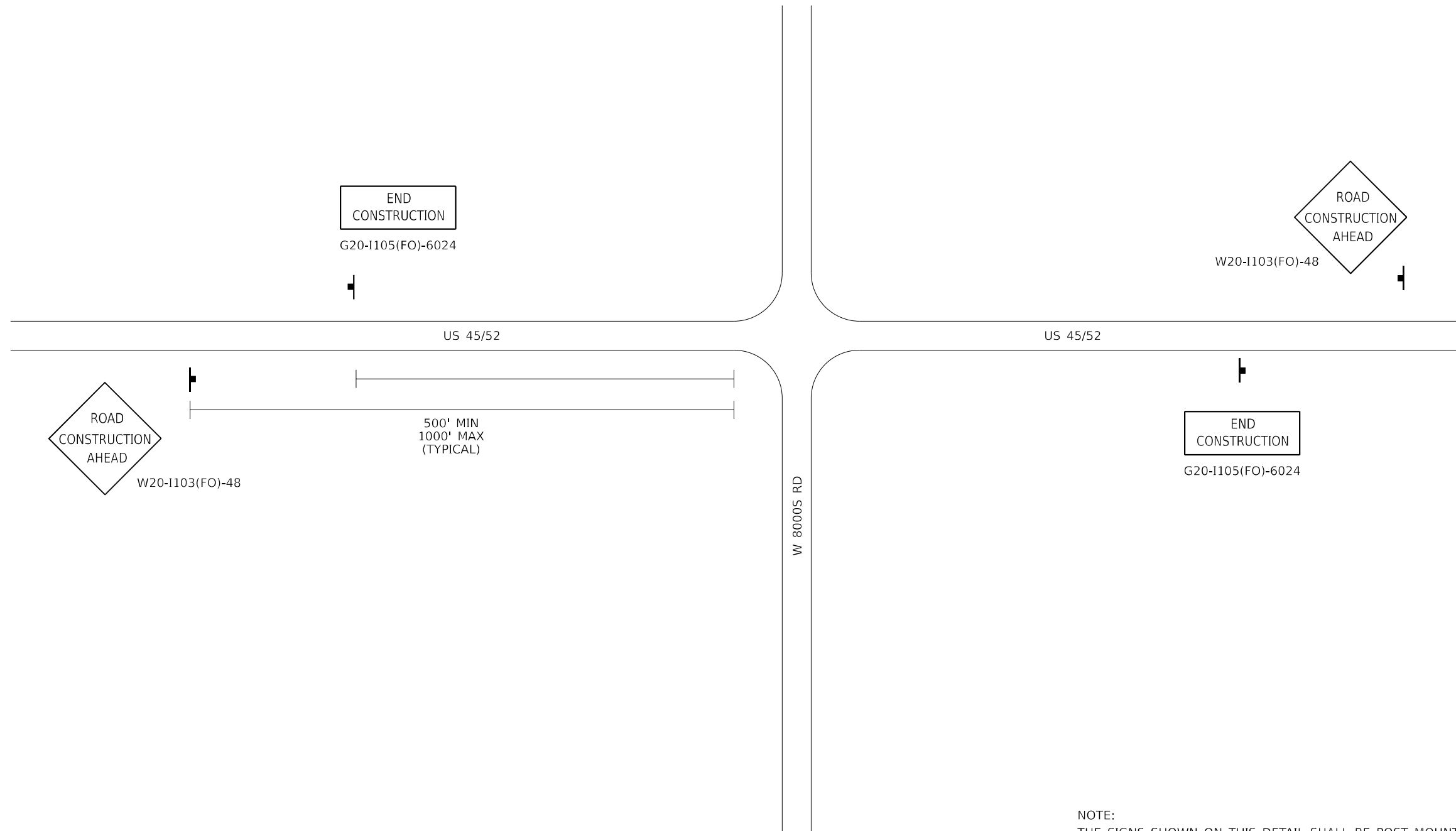

MODEL: Default
FILE NAME: p:\idirect-cw-beadley.com\PIV\DOT\Documents\DOT 0_ces\Btfrict_308D Project\366127\CADD\366127\CAD\Sheet\366127-shk-cover.dgn

USER NAME = brandon.c/iss	DESIGNED -	REVISED -
PLOT SCALE = 100,000 */ in.	DRAWN -	REVISED -
PLOT DATE = 5/19/2023	CHECKED -	REVISED -
	DATE -	REVISED -

STATE OF ILLINOIS
DEPARTMENT OF TRANSPORTATION

DETAILS			
SCALE:	SHEET	OF SHEETS	STA. TO STA.

F.A.P. RTE.	SECTION	COUNTY	TOTAL SHEETS	SHEET NO.
840	(138, 139) SFY	KANKAKEE ILLINOIS	10	9
CONTRACT NO. 66N27				
ILLINOIS FED. AID PROJECT				



NOTE:
 THE SIGNS SHOWN ON THIS DETAIL SHALL BE POST MOUNTED
 AND THE PLACEMENT OF SIGNS SHALL BE CONSIDERED INCIDENTAL
 TO TRAFFIC CONTROL AND PROTECTION STANDARD 701306

MODEL: Default
 FILE NAME: p:\illicit-pw-beadley.com\PI\DOT\Documents\DOT 0_csr\District_3\ORRD Project\366137\CADD\Draws\CAD\sheet\366N27-shit-cover.dgn

USER NAME = brandon.criss	DESIGNED -	REVISED -
	DRAWN -	REVISED -
PLOT SCALE = 100,000 * / in.	CHECKED -	REVISED -
PLOT DATE = 5/19/2023	DATE -	REVISED -

**STATE OF ILLINOIS
 DEPARTMENT OF TRANSPORTATION**

TRAFFIC CONTROL DETAIL

SCALE: SHEET OF SHEETS STA. TO STA.

F.A.P. RTE.	SECTION	COUNTY	TOTAL SHEETS	SHEET NO.
840	(138, 139) SFY	KANKAKEE IROQUOIS	10	10
CONTRACT NO. 66N27				
ILLINOIS FED. AID PROJECT				