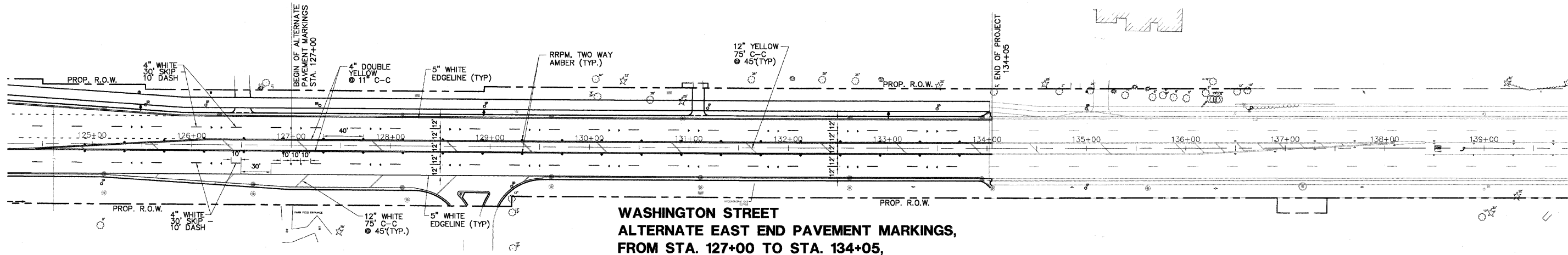


PLAN REFERENCE SEE PLANS TITLED
 "PLANS FOR PROPOSED HIGHWAY
 FAU ROUTE 1016 (WASHINGTON STREET)"
 PROJECT NUMBER M-8003(506)
 BY: CRAWFORD, MURPHY & TILLY, INC.
 LATEST DATE: 02-08-09



**WASHINGTON STREET
 ALTERNATE EAST END PAVEMENT MARKINGS,
 FROM STA. 127+00 TO STA. 134+05,**

LANDSCAPE NOTES:

All plant materials shall conform to the latest edition of the American Standard for Nursery Stock, as published by the American Association of Nurserymen.

All plant material shall be nursery grown from same hardness zone as the project.

Where planting beds meet turf areas, the contractor shall provide a cultivated edge. Mulch all shrub beds to the line shown. The contractor shall furnish and install a 3" layer of shredded hardwood cedar mulch under all tree plantings and shrub beds. Contractor shall submit a sample of mulch to owner's representative for approval prior to mulching.

All plants shall be planted per the landscape plan and specifications. Plantings not found to be in compliance shall be replanted correctly at no expense to the owner.

In case of discrepancies between the plan and the plant list, the plan shall dictate.

A pre-emergent herbicide shall be applied in all planting beds at a rate specified by the manufacturer for each plant variety.

Soil mix shall include well rotted mushroom compost mixed into the soil prior to backfilling.

All shade trees shall be wrapped with tree wrap.

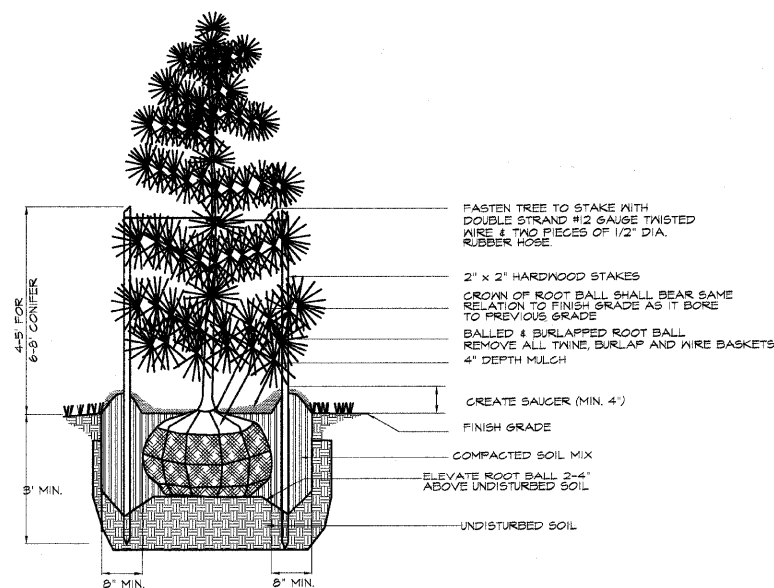
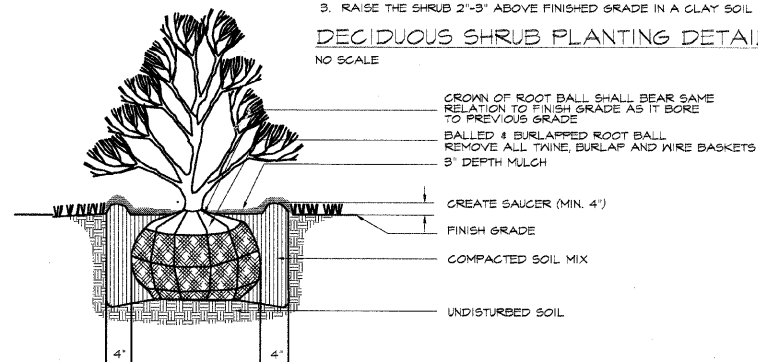
All shade trees larger than 4" in diameter and evergreen trees taller than 7' shall be guy wired according to industry standards.

NOTES:

- DO NOT ALLOW AIR POCKETS TO FORM WHEN BACKFILLING.
- WATER SHRUBS IMMEDIATELY AFTER INSTALLATION.
- RAISE THE SHRUB 2'-3" ABOVE FINISHED GRADE IN A CLAY SOIL AREA.

DECIDUOUS SHRUB PLANTING DETAIL

NO SCALE

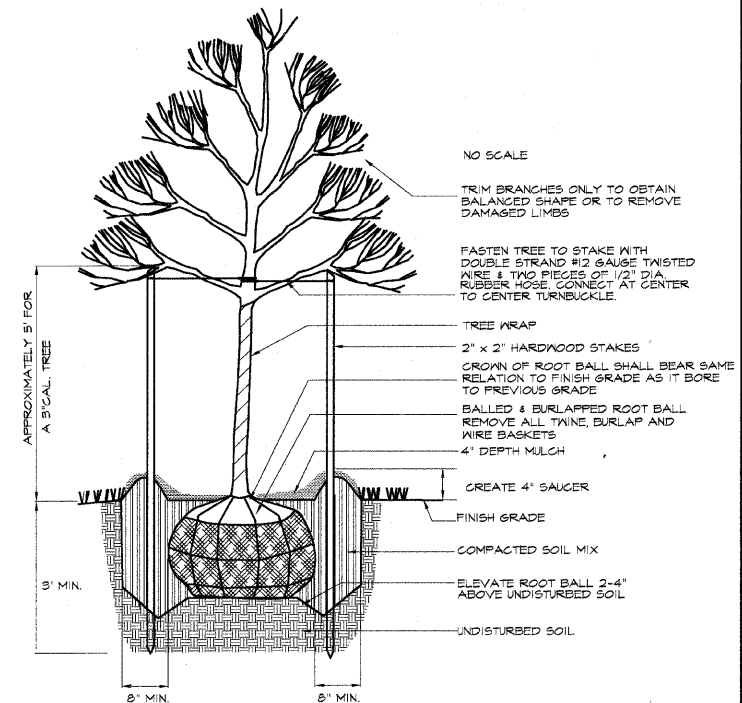


NOTES:

- DO NOT ALLOW AIR POCKETS TO FORM WHEN BACKFILLING.
- DO NOT DAMAGE ROOT BALL WHEN INSTALLING TREE OR TREE STAKES.
- WATER AND FERTILIZE TREE THOROUGHLY AFTER INSTALLATION.
- REMOVE TREE STAKES ONE YEAR AFTER INSTALLATION.
- RAISE THE TREE 2'-3" ABOVE FINISHED GRADE IN A CLAY SOIL AREA.

CONIFEROUS TREE PLANTING DETAIL

NO SCALE



NOTES:

- DO NOT ALLOW AIR POCKETS TO FORM WHEN BACKFILLING.
- DO NOT DAMAGE ROOT BALL WHEN INSTALLING TREE OR TREE STAKES.
- WATER AND FERTILIZE TREE IMMEDIATELY AFTER INSTALLATION.
- REMOVE TREE WRAP AND STAKES ONE YEAR AFTER INSTALLATION.
- RAISE THE TREE 2'-3" ABOVE FINISHED GRADE IN A CLAY SOIL AREA.

DECIDUOUS TREE PLANTING DETAIL

PLANS PREPARED BY:
GEWALT HAMILTON
 ASSOCIATES, INC.
 Consulting Engineers & Surveyors
 859 Forest Edge Drive
 Vernon Hills, IL 60061
 (847) 476-9700
 (847) 476-9701 Fax

REVISIONS	
NAME	DATE
REV.-1 IDOT COMMENTS	02-03-06
REV.-2 PLANS STAGED	06-02-06
REV.-5 PRE-FINAL SUB	02-20-09
PS&E SUBMITTAL	04-10-09

ILLINOIS DEPARTMENT OF TRANSPORTATION
**LANDSCAPING PLAN DETAILS
 AND
 ALTERNATE PAVEMENT MARKINGS
 FROM STA. 127+00 TO STA. 134+05**

SCALE: NTS
 DATE: 10-25-04

DRAWN BY: CGP
 DESIGNED BY: JRD
 CHECKED BY: BLS