

09-18-2020 LETTING ITEM 050

FOR INDEX OF SHEETS, SEE SHEET NO. 2
FOR INDEX OF HIGHWAY STANDARDS, SEE SHEET NO. 2

STATE OF ILLINOIS
DEPARTMENT OF TRANSPORTATION

PLANS FOR PROPOSED FEDERAL AID HIGHWAY

SAFE ROUTES TO SCHOOL (VARIOUS LIMITS)
SIDEWALK AND CURB & GUTTER
SECTION NO.: 19-00083-00-SW
PROJECT NO.: R74Q(691)
VILLAGE OF BROADVIEW
COOK COUNTY
C-91-122-20

TAX MAP NO.	SECTION	COUNTY	TOTAL SHEETS	SHEET NO.
VARIOUS	19 00083-00-SW	COOK	13	9
LANDS PROJECT				
CONTRACT NO. 61G48				

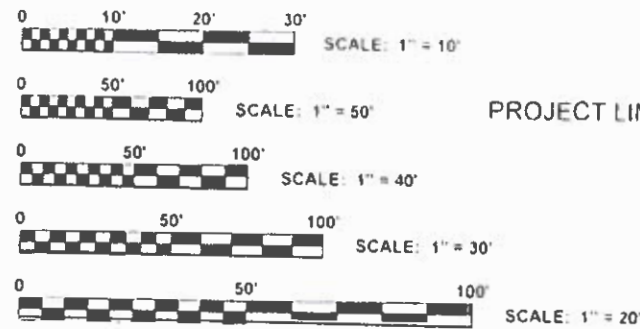



LOCATION OF SECTION INDICATED THUS.

TRAFFIC DATA
LOCAL STREETS 2014 ADT = 300
POSTED SPEED LIMIT = 20 MPH
DESIGN SPEED LIMIT = 30 MPH

PROJECT LOCATED IN THE
VILLAGE OF BROADVIEW

LOCATION MAP
RANGE 12 EAST PRINCIPAL NTS MERIDIAN



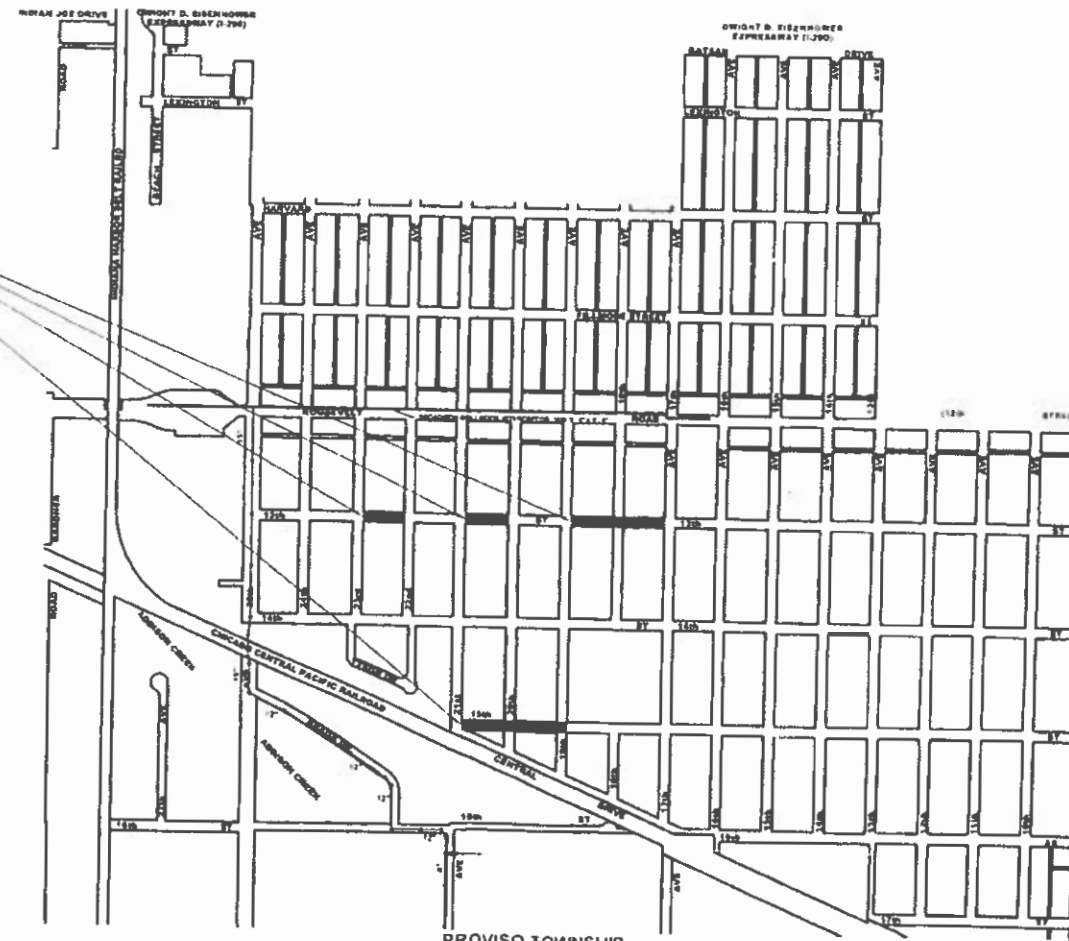
PROJECT LIMITS

TOWNSHIP 39 NORTH

FULL SIZE PLANS HAVE BEEN PREPARED USING STANDARD ENGINEERING SCALES. REDUCED SIZED PLANS WILL NOT CONFORM TO STANDARD SCALES. IN MAKING MEASUREMENTS ON REDUCED PLANS, THE ABOVE SCALES MAY BE USED.



Know what's below.
Call before you dig.



PROVISO TOWNSHIP

■ - AREA OF IMPROVEMENT

GROSS LENGTH OF IMPROVEMENT = 1,690 FT = 0.32 MI
NET LENGTH OF IMPROVEMENT = 1,690 FT = 0.32 MI

STATE OF ILLINOIS
ILLINOIS DEPARTMENT OF TRANSPORTATION

APPROVED: *[Signature]* 20 20
JUNE 22, 2020
VILLAGE OF BROADVIEW, PRESIDENT

PASSED: *[Signature]* 20 20
JULY 20, 2020
DISTRICT 1 ENGINEER OF LOCAL ROADS & STREETS

RELEASED FOR BID
BASED ON LIMITED
REVIEW: *[Signature]* 20 20
JULY 21, 2020
REGIONAL ENGINEER

PRINTED BY THE AUTHORITY OF THE STATE OF ILLINOIS



SIGNED: *[Signature]*
DATE: 6-2-2020 LICENSE EXPIRES 11-30-21



Civil Engineers 9933 Roosevelt Road
Municipal Consultants Westchester, IL 60154-2750
Established 1911 Phone: 630-583-0300
www.hancock.com

CONTRACT NO. 61G48

FEDERAL AID PROGRAM ENGINEER: CARMEN E. RAMOS, SCHAMBURG, IL

INDEX OF SHEETS

















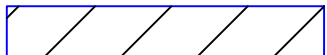
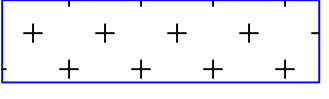



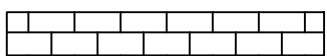
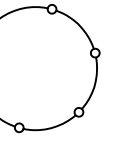

SHEET NO.	DESCRIPTION
1	COVER SHEET, LOCATION MAP
2	INDEX OF SHEETS, IDOT HIGHWAY STANDARDS AND LEGEND OF SYMBOLS
3	GENERAL NOTES
4	SUMMARY OF QUANTITIES
5	EXISTING AND PROPOSED TYPICAL SECTIONS
6-11	CURB, SIDEWALK, AND DRIVEWAY PLAN
12	SIDEWALK ADA RAMP DETAIL
13	JOB SPECIFIC BROADVIEW DETAILS

IDOT HIGHWAY STANDARDS

STANDARD NO.	DESCRIPTION
000001-07	STANDARD SYMBOLS, ABBREVIATIONS AND PATTERNS
424001-11	PERPENDICULAR CURB RAMPS FOR SIDEWALKS
701006-05	OFF-RD OPERATIONS, 2L, 2W, 15' (4.5 m) TO 24" (600 mm) FROM PAVEMENT EDGE
701301-04	LANE CLOSURE, 2L, 2W, SHORT TIME OPERATIONS
701501-06	URBAN LANE CLOSURE, 2L, 2W, UNDIVIDED
701801-06	SIDEWALK, CORNER, OR CROSSWALK CLOSURE
701901-08	TRAFFIC CONTROL DEVICES

LEGEND OF SYMBOLS

(TO BE USED IN CONJUNCTION WITH I.D.O.T. STANDARD 000001-06)

EXISTING	PROPOSED	DESCRIPTION
		POWER POLE
		GAS VALVE
		STREET LIGHT
		WATER MAIN BUFFALO BOX
		WATER MAIN VALVE BOX
		SPRINKLER
		WATER MAIN VALVE VAULT
		STORM INLET
		FIRE HYDRANT
+		EXISTING SPOT ELEVATION
	+625.00 B/W	PROPOSED SPOT ELEVATION
		BUSH
		TREE
		CURB AND GUTTER TO BE REMOVED
		CURB AND GUTTER
		EXISTING ASPHALT SURFACE TO BE REMOVED
		EXISTING CONCRETE SIDEWALK TO BE REMOVED
		EXISTING DRIVEWAY TO BE REMOVED
		PROPOSED EARTH EXCAVATION
		PROPOSED CONCRETE PAVEMENT/SIDEWALK
		PROPOSED INCIDENTAL HOT-MIX ASPHALT SURFACING
		EXISTING STONE AREA
		EXISTING BRICK PAVERS
		TREE TRUNK PROTECTION
		TREE ROOT PRUNNING

Drawing file: W:\Projects_by_Village\Broadview\12019216 - Safe Routes to School\BV_index.dwg Mar 20, 2020 - 12:28pm



HANCOCK ENGINEERING

100+ Years of Excellence

- ◆ Civil Engineers
- ◆ Municipal Consultants
- ◆ Established 1911

9933 Roosevelt Road
Westchester, IL 60154-2780
Phone: 708-865-0300
www.ehancock.com

DESIGNED — DCG	REVISED —	
DRAWN — SFB, DCG, DMM	REVISED —	
CHECKED — CB	REVISED —	
DATE — 1-6-2020	REVISED —	

**STATE OF ILLINOIS
DEPARTMENT OF TRANSPORTATION**

**INDEX OF SHEETS, IDOT HIGHWAY STANDARDS,
AND LEGENDS OF SYMBOLS**

SCALE: NONE SHEET NO. 1 OF 1 SHEETS STA. TO STA.

F.A.U. RTE.	SECTION	COUNTY	TOTAL SHEETS	SHEET NO.
VARIOUS	19-00083-00-SW	COOK	13	2
FED. ROAD DIST. NO. 1 ILLINOIS			CONTRACT NO. 61G48	
FED. AID PROJECT			R74Q(691)	

E.H.E. PROJECT NO. 120-19-21601

GENERAL NOTES

ACCESS

THE CONTRACTOR WILL BE REQUIRED TO MAINTAIN INGRESS AND EGRESS FOR EMERGENCY VEHICLES AT ALL TIMES DURING THE CONSTRUCTION PERIOD. DURING CONSTRUCTION, GARBAGE TRUCKS MUST BE PERMITTED ACCESS TO THE WORK ZONE IN ORDER TO PICK UP RESIDENTIAL AND COMMERCIAL GARBAGE FOR THOSE PROPERTIES FRONTING THE WORK ZONE. IF GARBAGE TRUCK ACCESS IS NOT PROVIDED, THE CONTRACTOR WILL BE REQUIRED TO MOVE TRASH CONTAINERS TO AN ACCESSIBLE LOCATION WHICH WILL BE INCLUDED IN THE COST OF MOBILIZATION.

FORMS FOR CONCRETE SIDEWALKS, DRIVEWAYS, PAVEMENT , AND GUTTER FLAGS

A 2" X 6" BOARD WILL BE USED AS A FORM FOR ALL SIDEWALKS TO BE INSTALLED FIVE INCHES (5") IN THICKNESS. A 2" X 8" BOARD WILL BE USED AS A FORM FOR ALL DRIVEWAYS TO BE INSTALLED SEVEN INCHES (7") IN THICKNESS. A 2" X 12" BOARD WILL BE USED AS THE FORM FOR THE FACE OF THE GUTTER FLAGS TO BE INSTALLED TEN INCHES (10") IN THICKNESS. ALL FORMS MUST BE OF A MINIMUM HEIGHT OF THE PROPOSED THICKNESS OF THE RESPECTIVE CONCRETE ITEMS TO BE INSTALLED. METAL FORMS WILL NOT BE ALLOWED FOR CONCRETE OPERATIONS.

STANDARDS

ALL CONSTRUCTION SHALL BE DONE IN ACCORDANCE WITH THE STANDARD SPECIFICATIONS FOR ROAD AND BRIDGE CONSTRUCTION ADOPTED APRIL 1, 2016. THE LATEST EDITION OF THE "ILLINOIS MANUAL ON UNIFORM TRAFFIC CONTROL DEVICES FOR STREETS AND HIGHWAYS," "THE STANDARD SPECIFICATIONS FOR WATER AND SEWER MAIN CONSTRUCTION IN ILLINOIS" JULY 2014 7TH EDITION, AND THE "DETAILS" IN THE PLANS AND THE "SPECIAL PROVISIONS" INCLUDED IN THE CONTRACT DOCUMENTS.

UNDERGROUND UTILITIES

BEFORE STARTING ANY EXCAVATION, THE CONTRACTOR SHALL CALL "JULIE" AT 811 FOR FIELD LOCATIONS OF BURIED ELECTRICAL, TELEPHONE AND GAS FACILITIES. (48 HOURS NOTIFICATION IS REQUIRED).

THE LOCATIONS OF THE UNDERGROUND UTILITIES IF SHOWN ON THE PLANS HAVE BEEN OBTAINED BY FIELD SURVEYS AND SEARCHES OF AVAILABLE RECORDS. IT IS BELIEVED THAT DATA IS ESSENTIALLY CORRECT, BUT THE VILLAGE OF MELROSE PARK, THE ILLINOIS DEPARTMENT OF TRANSPORTATION AND/OR OTHER OFFICES AND AGENCIES ASSOCIATED WITH THE DEVELOPMENT OF THESE PLANS DO NOT GUARANTEE THEIR ACCURACY OR COMPLETENESS. THE CONTRACTOR WILL BE REQUIRED TO VERIFY THE EXACT LOCATION OF EACH FACILITY WITH THE UTILITY COMPANY, AND SHALL TAKE DUE CARE IN ALL PHASES OF THE CONSTRUCTION TO PROTECT ANY SUCH FACILITIES WHICH MAY BE AFFECTED BY THE WORK. ANY DAMAGE TO EXISTING UTILITIES SHALL BE REPAIRED.

THE CONTRACTOR SHALL COORDINATE CONSTRUCTION ACTIVITIES WITH UTILITY COMPANIES AND THE VILLAGE OF BROADVIEW.

TREE PROTECTION

EXISTING TREES AT PARKWAYS OUTSIDE OF CONSTRUCTION LIMITS SHALL REMAIN DURING THE CONSTRUCTION. ANY DAMAGE TO EXISTING TREES BY THE CONTRACTOR SHALL BE REPLACED IN KIND BY THE CONTRACTOR.

CONCRETE BREAKERS

WHEN REMOVING PAVEMENT AND/OR OTHER STRUCTURES, THE CONTRACTOR SHALL NOT USE ANY TYPE OF CONCRETE BREAKERS SUCH AS DROP HAMMERS, THAT MIGHT DAMAGE UNDERGROUND PUBLIC OR PRIVATE UTILITIES.

SAW CUTTING

THE CONTRACTOR SHALL SAW CUT ASPHALT PAVEMENT AS INDICATED ON THE PLANS TO SEPARATE THE EXISTING PAVEMENT TO BE REMOVED BY APPROVED MEANS OR AN APPROVED CONCRETE SAW TO A DEPTH AS DIRECTED BY THE ENGINEER. SUITABLE GUIDELINES OR DEVICES SHALL BE USED TO ASSURE CUTTING A NEAT, STRAIGHT LINE AS SHOWN ON THE PLANS. CARE SHALL BE TAKEN BY THE CONTRACTOR AS NOT TO DAMAGE THE REMAINING PAVEMENT DIRECTLY ADJACENT TO THE PAVEMENT TO BE REMOVED. ANY DAMAGE TO THE EXISTING PAVEMENT RESULTING FROM PAVEMENT REMOVAL OPERATIONS SHALL BE REPAIRED.

MAINTENANCE OF EXISTING DRAINAGE STRUCTURES

WHEN DURING THE CONSTRUCTION OPERATIONS, ANY LOOSE MATERIAL IS DEPOSITED IN THE FLOW LINE OF ANY GUTTERS OR DRAINAGE STRUCTURE SO THAT THE NATURAL FLOW OF WATER IS OBSTRUCTED, IT SHALL BE REMOVED AT THE CLOSE OF EACH WORKING DAY. AT THE CONCLUSION OF THE CONSTRUCTION OPERATIONS, ALL DRAINAGE FACILITIES SHALL BE CLEAN AND FREE OF ALL OBSTRUCTIONS.

Drawing file: W:\Projects_by_Village\Broadview\12019216 - Safe Routes to School\B\Details.dwg May 28, 2020 - 2:13pm



♦ Civil Engineers
 ♦ Municipal Consultants
 ♦ Established 1911
 9933 Roosevelt Road
 Westchester, IL 60154-2780
 Phone: 708-865-0300
 www.hancock.com

DESIGNED -	DCG	REVISED -	
DRAWN -	SFB, DCG, DMM	REVISED -	
CHECKED -	CB	REVISED -	
DATE -	1-6-2020	REVISED -	

**STATE OF ILLINOIS
DEPARTMENT OF TRANSPORTATION**

GENERAL NOTES

SCALE: NONE SHEET NO. 1 OF 1 SHEETS STA. TO STA.

F.A.U. RTE.	SECTION	COUNTY	TOTAL SHEETS	SHEET NO.
VARIOUS	19-00083-00-SW	COOK	13	3
CONTRACT NO. 61G48				
FED. ROAD DIST. NO. 1 ILLINOIS			FED. AID PROJECT R74Q(691)	

E.H.E. PROJECT NO. 120-19-21601

Drawing file: W:\Projects\by_Village\Brockview\2019216 - Safe Routes to School\B\Details.dwg Mar 20, 2020 - 3:11 pm

SP	SI	CODE NO.	ITEM	UNIT	TOTAL QUANTITY	CONS. TYPE CODE 021 - 100% FEDERAL
		20101200	TREE ROOT PRUNING	EACH	15	15
		20101100	TREE TRUNK PROTECTION	EACH	15	15
		20200100	EARTH EXCAVATION	CU YD	250	250
		21101610	TOPSOIL FURNISH AND PLACE, 3"	SQ YD	1,400	1,400
		25200100	SODDING	SQ YD	1,400	1,400
		25200200	SUPPLEMENTAL WATERING	UNIT	10	10
		35101800	AGGREGATE BASE COURSE, TYPE B 6"	SQ YD	170	170
	SI	40800029	BITUMINOUS MATERIALS (TACK COAT)	POUND	5	5
SP	SI	40800050	INCIDENTAL HOT-MIX ASPHALT SURFACING	TON	5	5
SP		42300300	PORTLAND CEMENT CONCRETE DRIVEWAY PAVEMENT, 7 INCH	SQ YD	350	350
SP		42400200	PORTLAND CEMENT CONCRETE SIDEWALK 5 INCH	SQ FT	11,000	11,000
SP		42400800	DETECTABLE WARNINGS	SQ FT	10	10
SP	SI	X4401198	HOT-MIX ASPHALT SURFACE REMOVAL, VARIABLE DEPTH	SQ YD	25	25
SP		44000200	DRIVEWAY PAVEMENT REMOVAL	SQ YD	750	750
SP		44000500	COMBINATION CURB AND GUTTER REMOVAL	FOOT	150	150
SP		44000600	SIDEWALK REMOVAL	SQ FT	500	500
		48301000	PROTECTIVE COAT	SQ YD	1,600	1,600
SP		60604100	COMBINATION CONCRETE CURB AND GUTTER, TYPE B-6.12 (MODIFIED)	FOOT	150	150
		67100100	MOBILIZATION	L SUM	1	1
		70102620	TRAFFIC CONTROL AND PROTECTION, STANDARD 701501	L SUM	1	1
		70102640	TRAFFIC CONTROL AND PROTECTION, STANDARD 701801	L SUM	1	1
SP	SI	Z0004510	HOT-MIX ASPHALT DRIVEWAY PAVEMENT, 3"	SQ YD	170	170

SI DENOTES SPECIALTY ITEM
 SP DENOTES SPECIAL PROVISION HAS BEEN PROVIDED



♦ Civil Engineers
 ♦ Municipal Consultants
 ♦ Established 1911
 9933 Roosevelt Road
 Westchester, IL 60154-2780
 Phone: 708-665-0300
 www.hancock.com

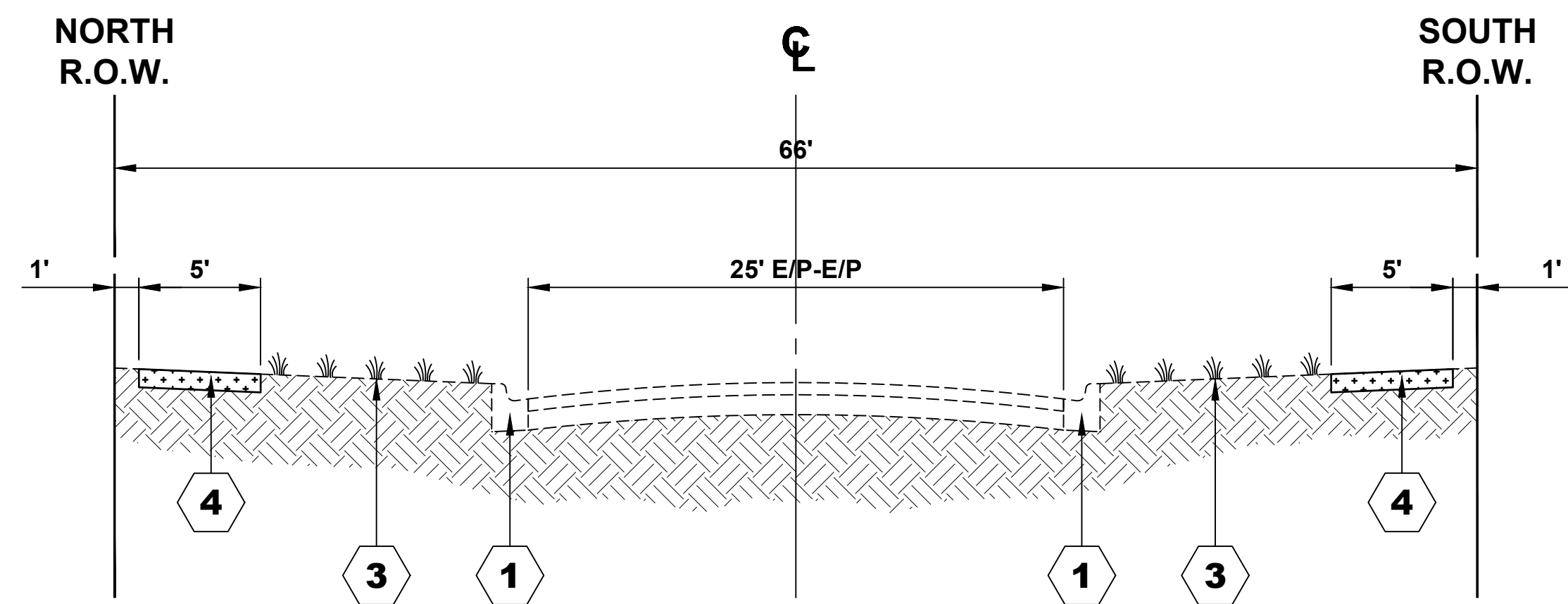
DESIGNED - DCG	REVISED -
DRAWN - SFB, DCG, DMM	REVISED -
CHECKED - CB	REVISED -
DATE - 1-6-2020	REVISED -

**STATE OF ILLINOIS
 DEPARTMENT OF TRANSPORTATION**

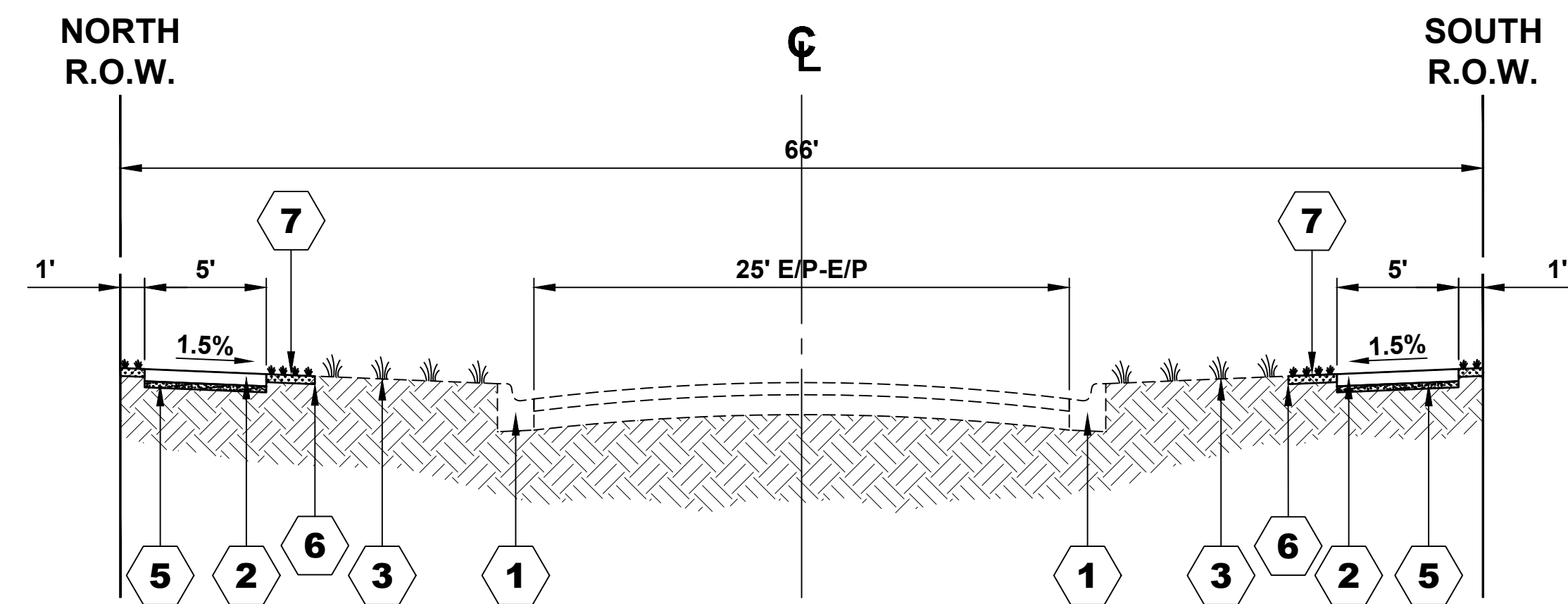
SUMMARY OF QUANTITIES

SCALE: NONE SHEET NO. 1 OF 1 SHEETS STA. TO STA.

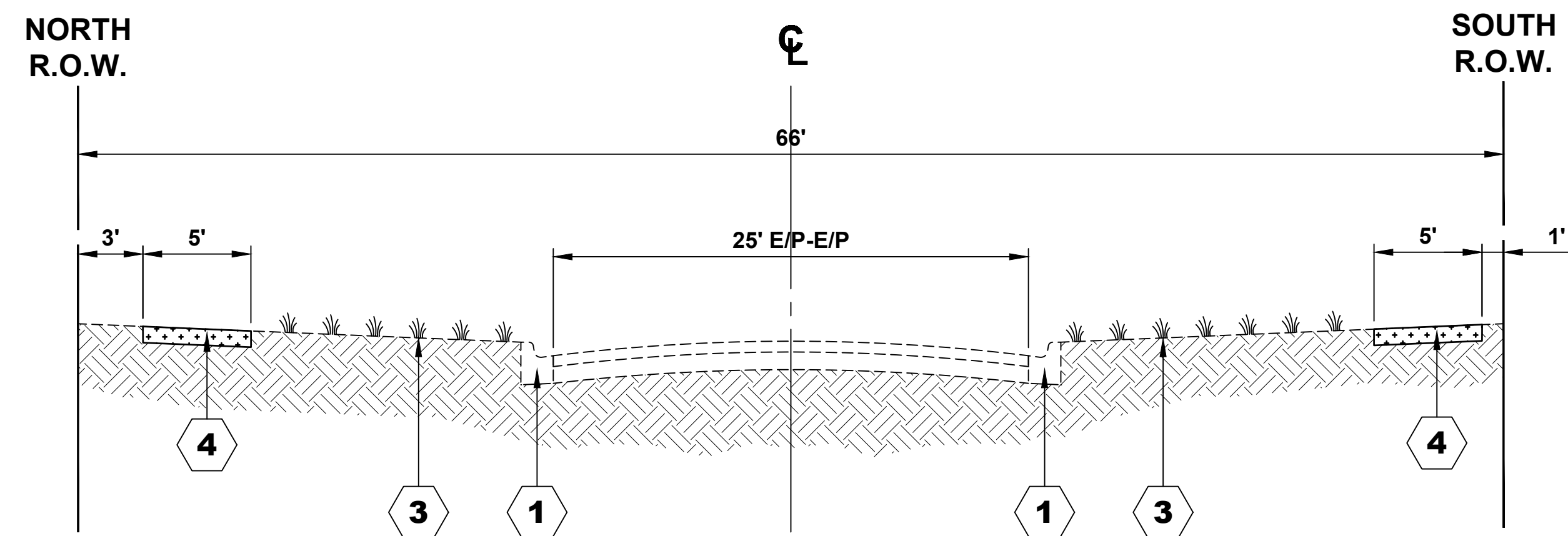
F.A.U. RTE.	SECTION	COUNTY	TOTAL SHEETS	SHEET NO.
VARIOUS	19-00083-00-SW	COOK	13	4
FED. ROAD DIST. NO. 1 ILLINOIS			CONTRACT NO. 61048	
FED. AID PROJECT R74Q(691)			E.H.E. PROJECT NO. 120-19-21601	



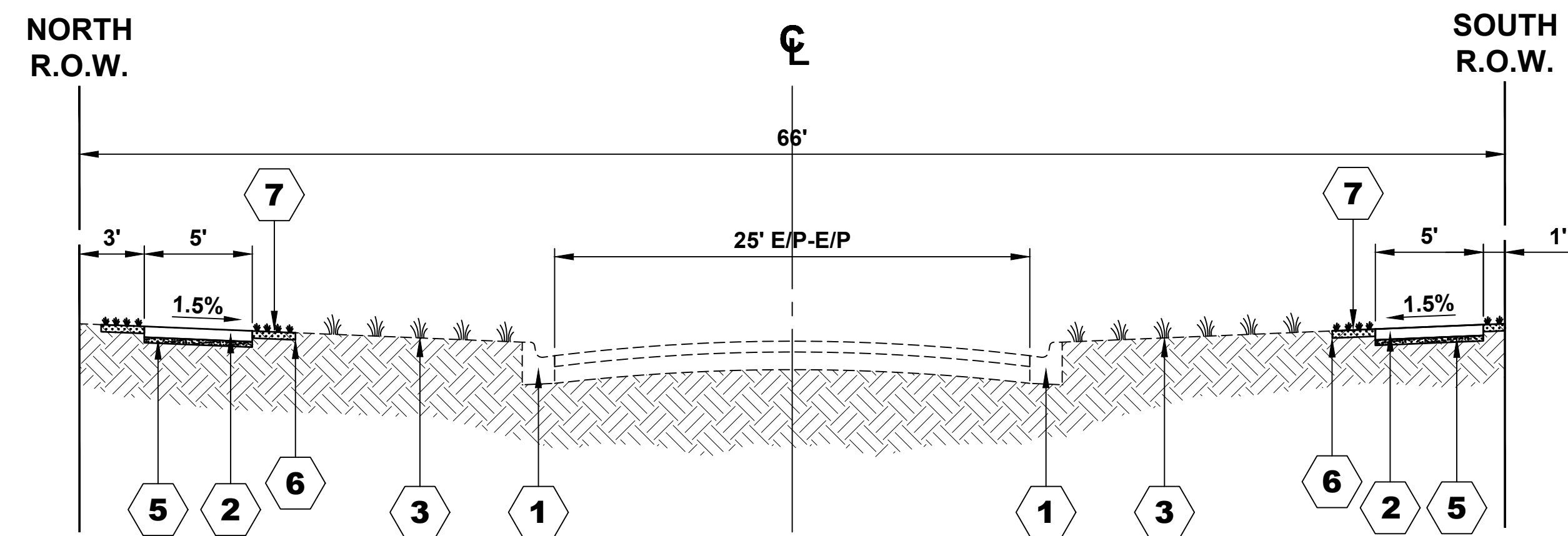
EXISTING TYPICAL SECTION
13TH STREET: STA. 1+00 TO STA. 3+71,
13TH STREET: STA. 14+32 TO STA. 20+41
15TH STREET: STA. 1+00 TO STA. 7+03



PROPOSED TYPICAL SECTION
13TH STREET: STA. 1+00 TO STA. 3+71,
13TH STREET: STA. 14+32 TO STA. 20+41
15TH STREET: STA. 1+00 TO STA. 7+03



EXISTING TYPICAL SECTION
13TH STREET: STA. 7+68 TO STA. 10+38



PROPOSED TYPICAL SECTION
13TH STREET: STA. 7+68 TO STA. 10+38

LEGEND OF SYMBOLS

SYMBOL	DESCRIPTION
1	EXISTING COMBINATION CONCRETE CURB AND GUTTER, TYPE B-6.12
2	INTERMITTENT PORTLAND CEMENT CONCRETE SIDEWALK, 5"
3	EXISTING LANDSCAPED PARKWAY
4	EARTH EXCAVATION
5	AGGREGATE BASE COURSE, TYPE B, 2" (INCLUDED IN THE PRICE OF COMBINATION CURB AND GUTTER, PCC SIDEWALK, 5" AND PCC DRIVEWAY, 7")
6	TOP SOIL FURNISH AND PLACE, 3"
7	SODDING

LEGEND OF HATCHING

PROPOSED	EXISTING	DESCRIPTION
		EARTH EXCAVATION
		AGGREGATE BASE COURSE
		TOP SOIL
		SOD
		EXISTING SUBGRADE

NOTE: CURB AND GUTTER TO BE REPLACED INTERMITTENTLY AS DETERMINED BY FIELD ENGINEER

Drawing file: W:\Projects_by_Village\Broadview\2019216 - Safe Routes to School\BLV_Typ_Sec.dwg May 28, 2020 - 2:15pm

HANCOCK ENGINEERING
 100 Years of Excellence
 Civil Engineers
 Municipal Consultants
 Established 1911
 9933 Roosevelt Road
 Westchester, IL 60154-2780
 Phone: 708-845-0300
 www.hancock.com

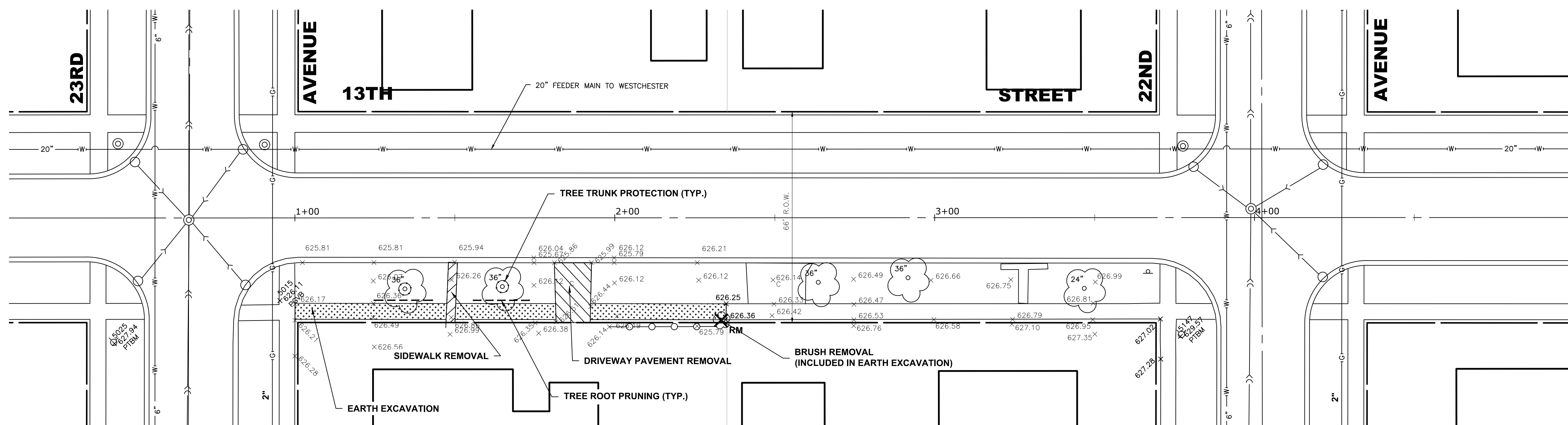
DESIGNED - DCG	REVISED -
DRAWN - SFB, DCG, DMM	REVISED -
CHECKED - CB	REVISED -
DATE - 1-6-2020	REVISED -

STATE OF ILLINOIS
DEPARTMENT OF TRANSPORTATION

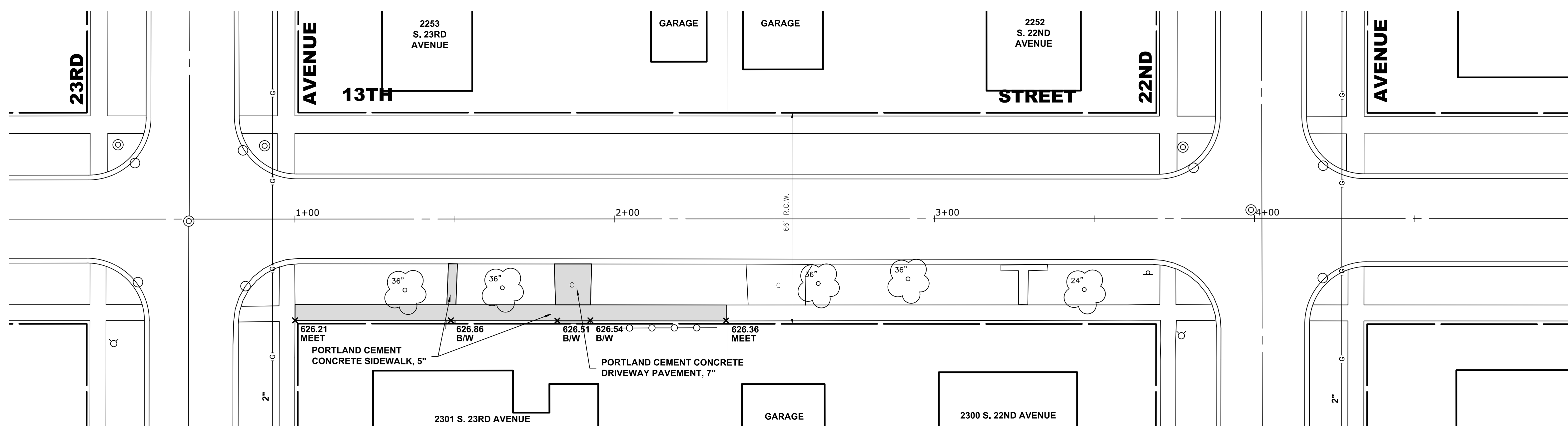
PROPOSED TYPICAL SECTIONS

SCALE: NONE SHEET NO. 2 OF 2 SHEETS STA. TO STA.


F.A.U. RTE.	SECTION	COUNTY	TOTAL SHEETS	SHEET NO.
VARIOUS	19-00083-00-SW	COOK	13	5
FED. ROAD DIST. NO. 1		ILLINOIS	CONTRACT NO. 61G48	
		FED. AID PROJECT R74Q(691)		
E.H.E. PROJECT NO. 120-19-21601				



EXISTING TOPOGRAPHY



PROPOSED IMPROVEMENT



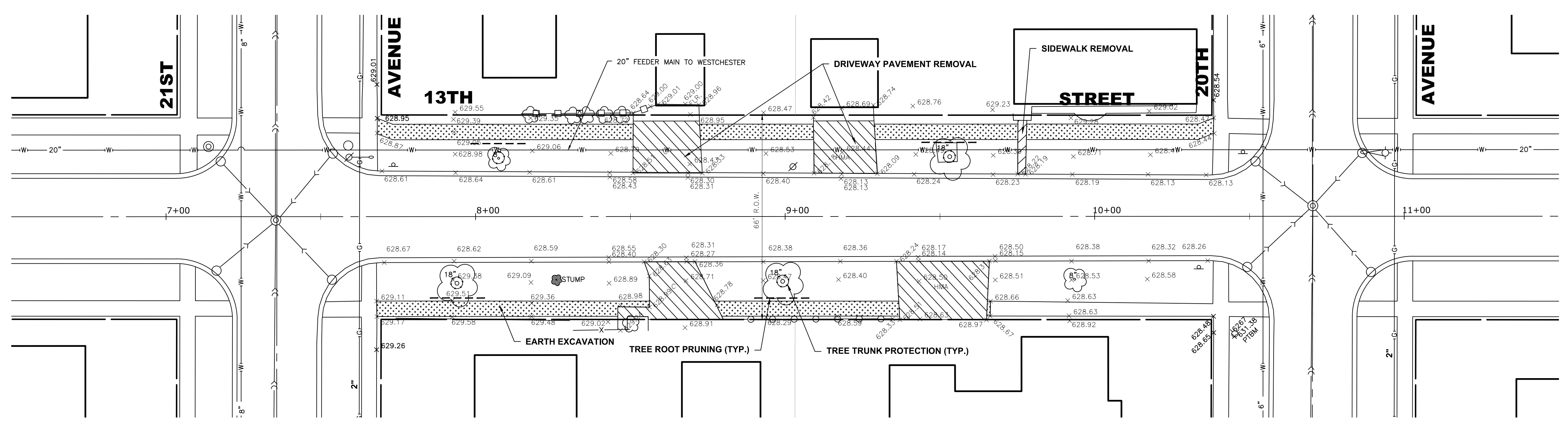
DESIGNED -	DCG	REVISED -	
DRAWN -	SFB, DCG, DMM	REVISED -	
CHECKED -	CB	REVISED -	
DATE -	1-6-2020	REVISED -	

**STATE OF ILLINOIS
DEPARTMENT OF TRANSPORTATION**

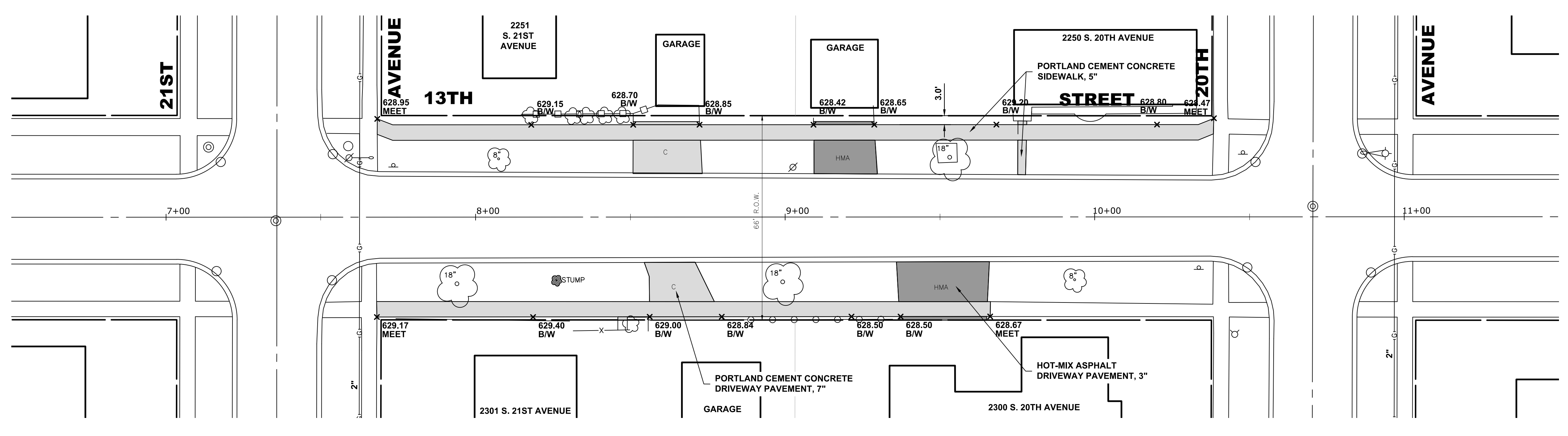
**13TH STREET
SIDEWALK IMPROVEMENTS**

SCALE: H:1"=20'; V:1"=2' SHEET NO. 1 OF 4 SHEETS STA. 1+00 TO STA. 4+00

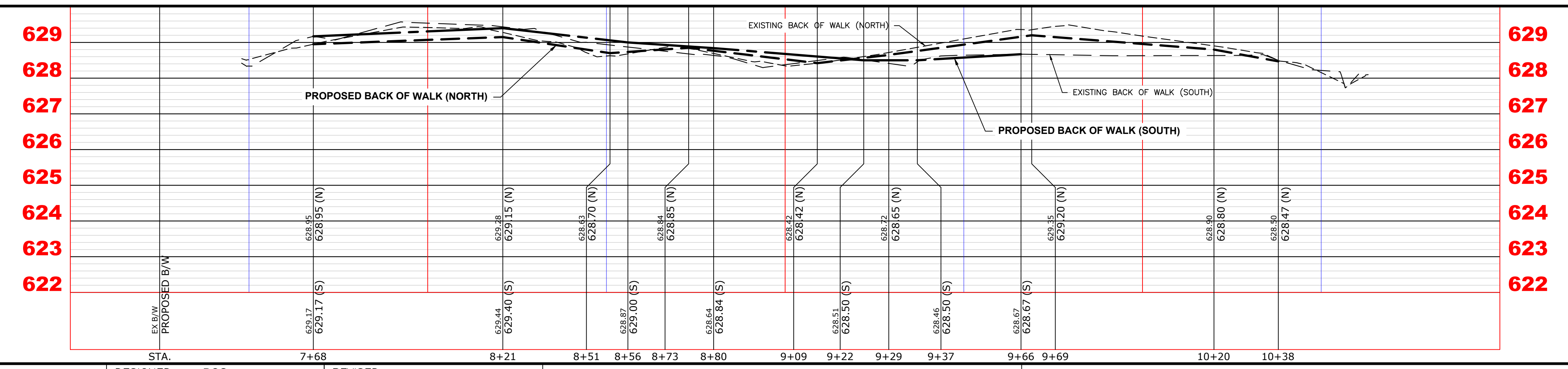
F.A.U. RTE.	SECTION	COUNTY	TOTAL SHEETS	SHEET NO.
VARIOUS	19-00083-00-SW	COOK	13	6
FED. ROAD DIST. NO. 1		ILLINOIS	CONTRACT NO. 61G48	
			FED. AID PROJECT R74Q(691)	
E.H.E. PROJECT NO. 120-19-21601				



EXISTING TOPOGRAPHY



PROPOSED IMPROVEMENT



DESIGNED - DCG	REVISED -
DRAWN - SFB, DCG, DMM	REVISED -
CHECKED - CB	REVISED -
DATE - 1-6-2020	REVISED -

**STATE OF ILLINOIS
DEPARTMENT OF TRANSPORTATION**

**13TH STREET
SIDEWALK IMPROVEMENTS**

SCALE: H:1"=20'; V:1"=2' SHEET NO. 2 OF 4 SHEETS STA. 7+00 TO STA. 13+00

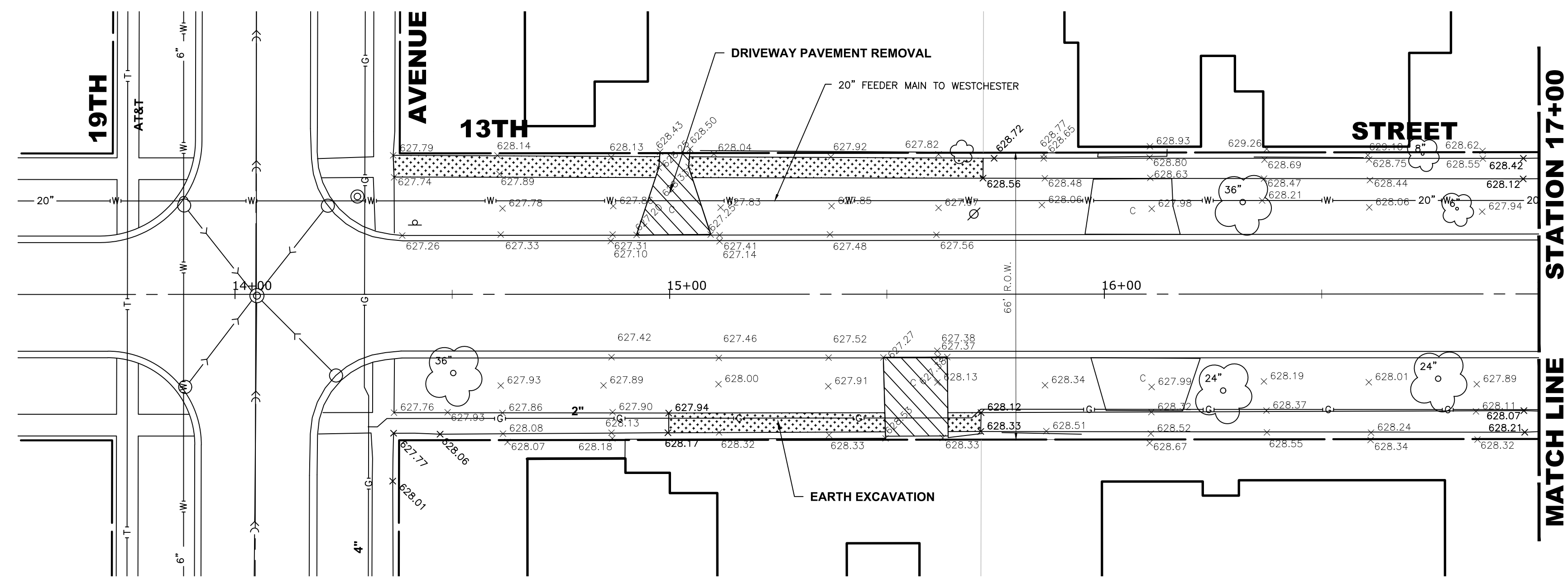
F.A.U. RTE.	SECTION	COUNTY	TOTAL SHEETS	SHEET NO.
VARIOUS	19-00083-00-SW	COOK	13	7
FED. ROAD DIST. NO. 1 ILLINOIS		CONTRACT NO. 61G48		
E.H.E. PROJECT NO. 120-19-21601		FED. AID PROJECT R74Q(691)		

Drawing file: W:\Projects_by_Village\Broadview\12019216 - Safe Routes to School\Safe Route Site\Safe Routes No Central.dwg Mar 20, 2020 - 12:28pm

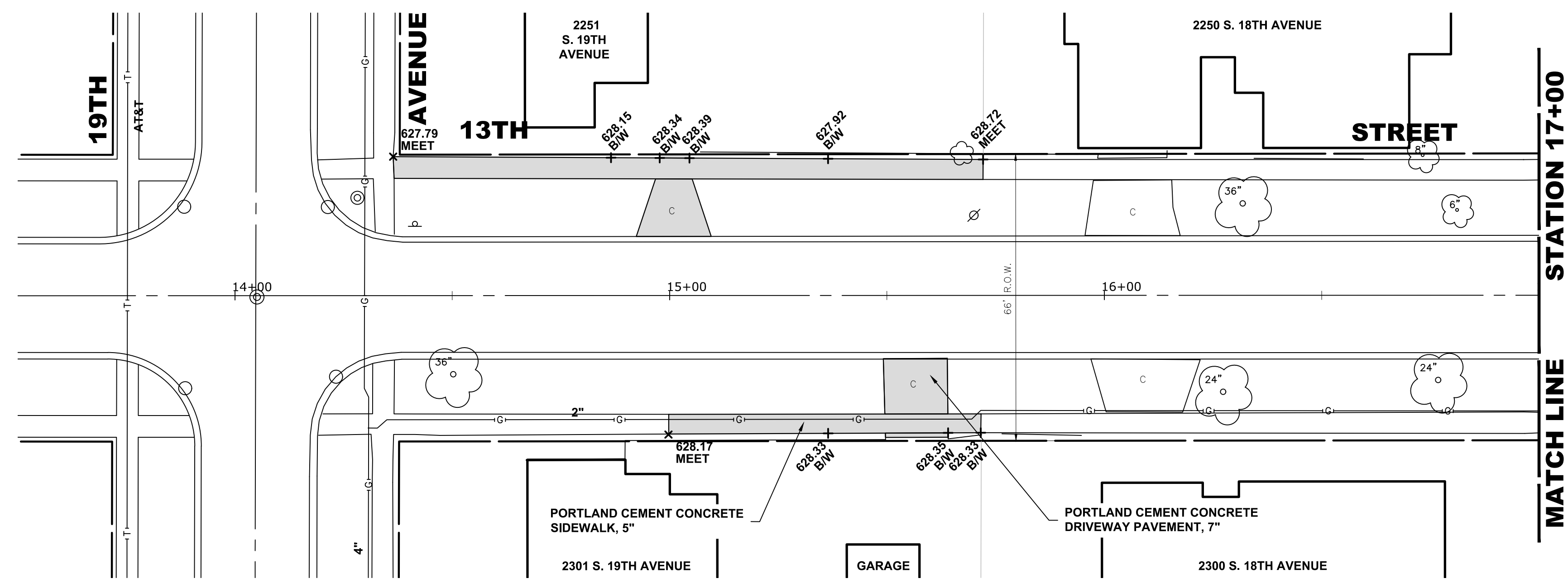
HANCOCK ENGINEERING
100+ Years of Excellence

- Civil Engineers
- Municipal Consultants
- Established 1911

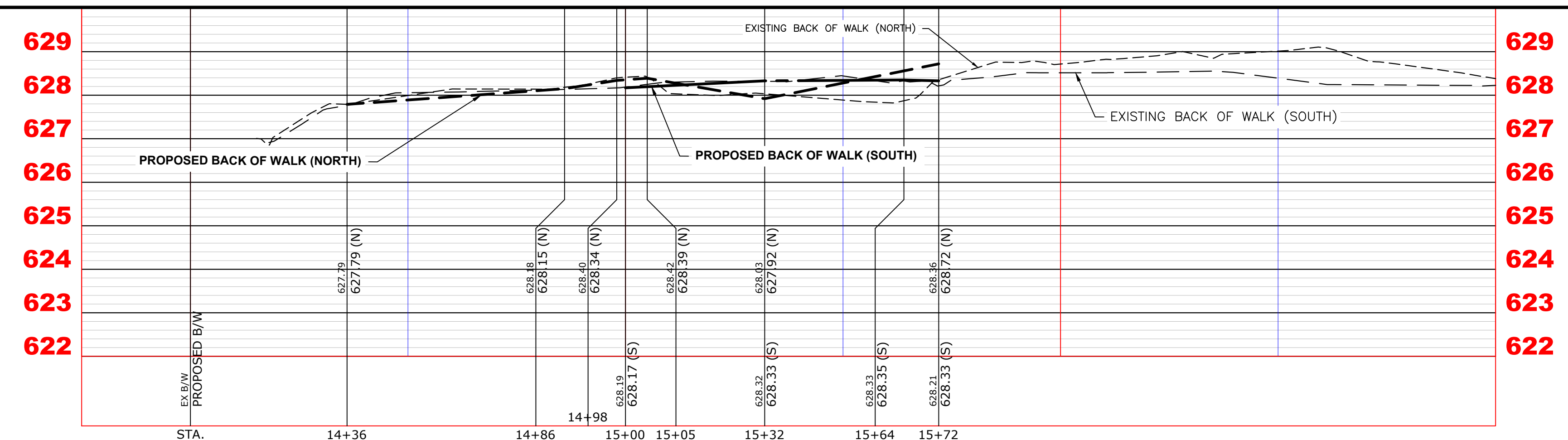
9933 Roosevelt Road
Westchester, IL 60154-2782
Phone: 708-845-0300
www.hancock.com



EXISTING TOPOGRAPHY



PROPOSED IMPROVEMENT



DESIGNED -	DCG	REVISED -	-
DRAWN -	SFB, DCG, DMM	REVISED -	-
CHECKED -	CB	REVISED -	-
DATE -	1-6-2020	REVISED -	-

**STATE OF ILLINOIS
DEPARTMENT OF TRANSPORTATION**

**13TH STREET
SIDEWALK IMPROVEMENTS**

SCALE: H:1"=20'; V:1"=2' SHEET NO. 3 OF 4 SHEETS STA. 14+00 TO STA. 17+00

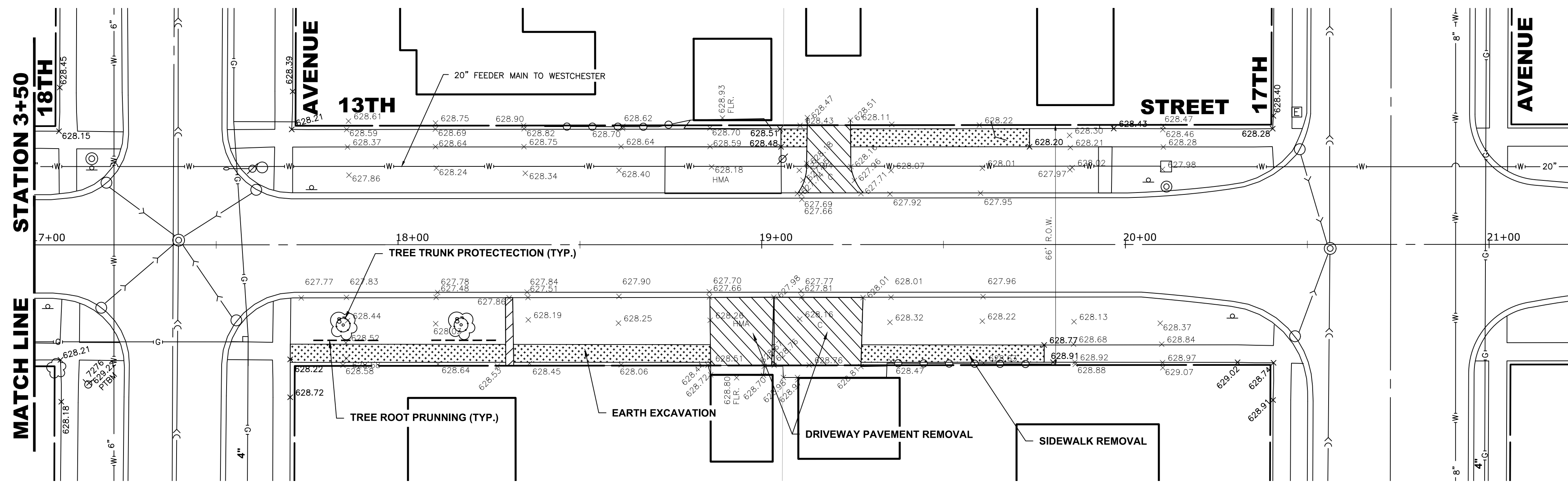
F.A.U. RTE.	SECTION	COUNTY	TOTAL SHEETS	SHEET NO.
VARIOUS	19-00083-00-SW	COOK	13	8
CONTRACT NO. 61G48			FED. AID PROJECT R74Q(691)	
E.H.E. PROJECT NO. 120-19-21601				

Drawing file: W:\Projects_by_Village\Broadview\12019216 - Safe Routes to School\Safe Route Site\Safe Routes No Central.dwg Mar 20, 2020 - 12:28pm

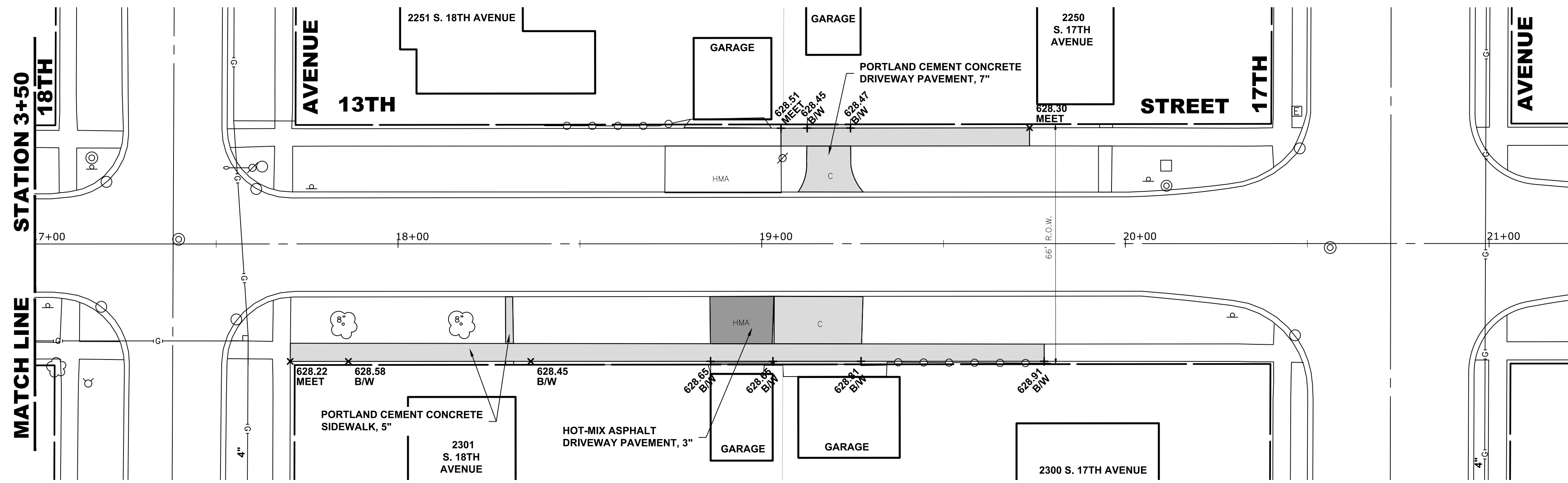
HANCOCK ENGINEERING
100+ Years of Excellence

- Civil Engineers
- Municipal Consultants
- Established 1911

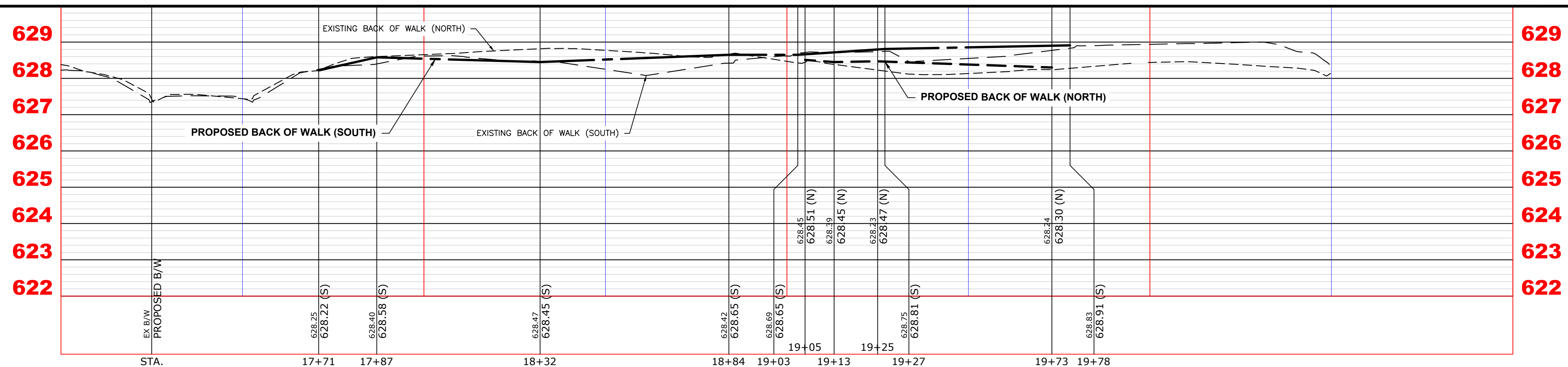
9933 Roosevelt Road
Westchester, IL 60154-2782
Phone: 708-845-0300
www.hancock.com



EXISTING TOPOGRAPHY



PROPOSED IMPROVEMENT



DESIGNED -	DCG	REVISED -
DRAWN -	SFB, DCG, DMM	REVISED -
CHECKED -	CB	REVISED -
DATE -	1-6-2020	REVISED -

**STATE OF ILLINOIS
DEPARTMENT OF TRANSPORTATION**

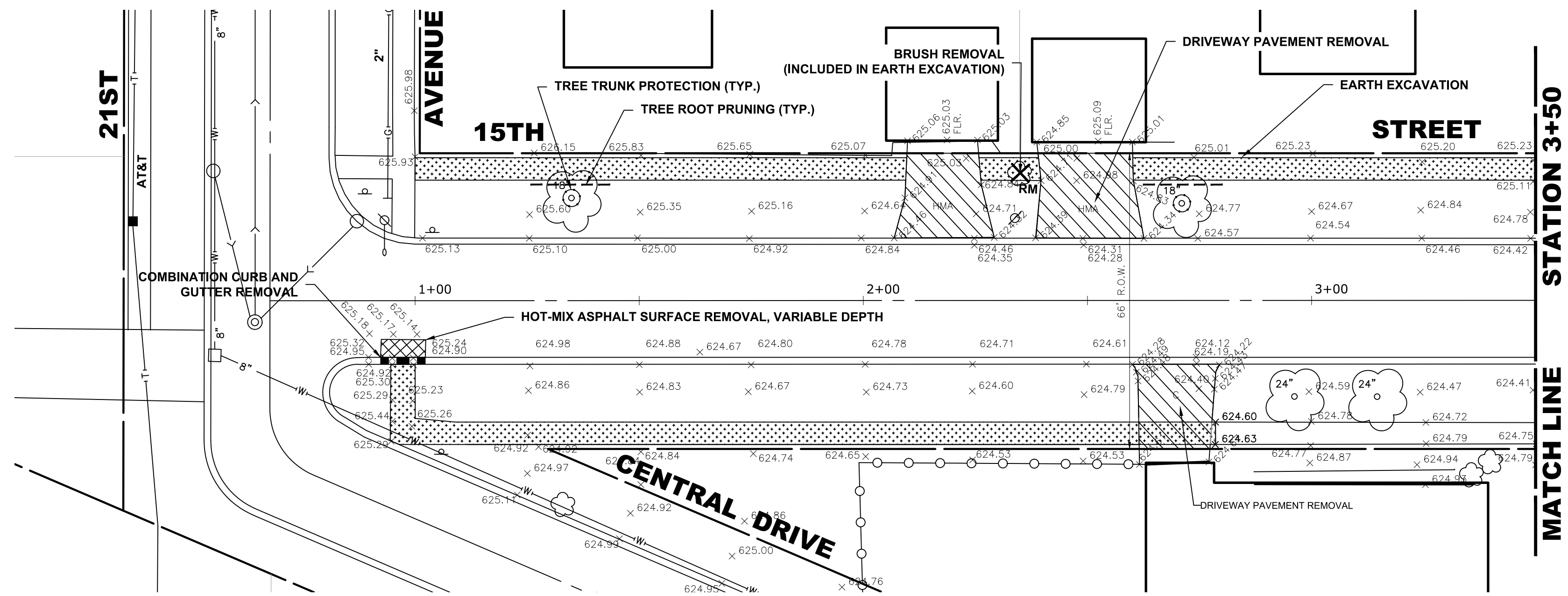
**13TH STREET
SIDEWALK IMPROVEMENTS**

SCALE: H:1"=20'; V:1"=2' SHEET NO. 4 OF 4 SHEETS STA. 17+00 TO STA. 21+00

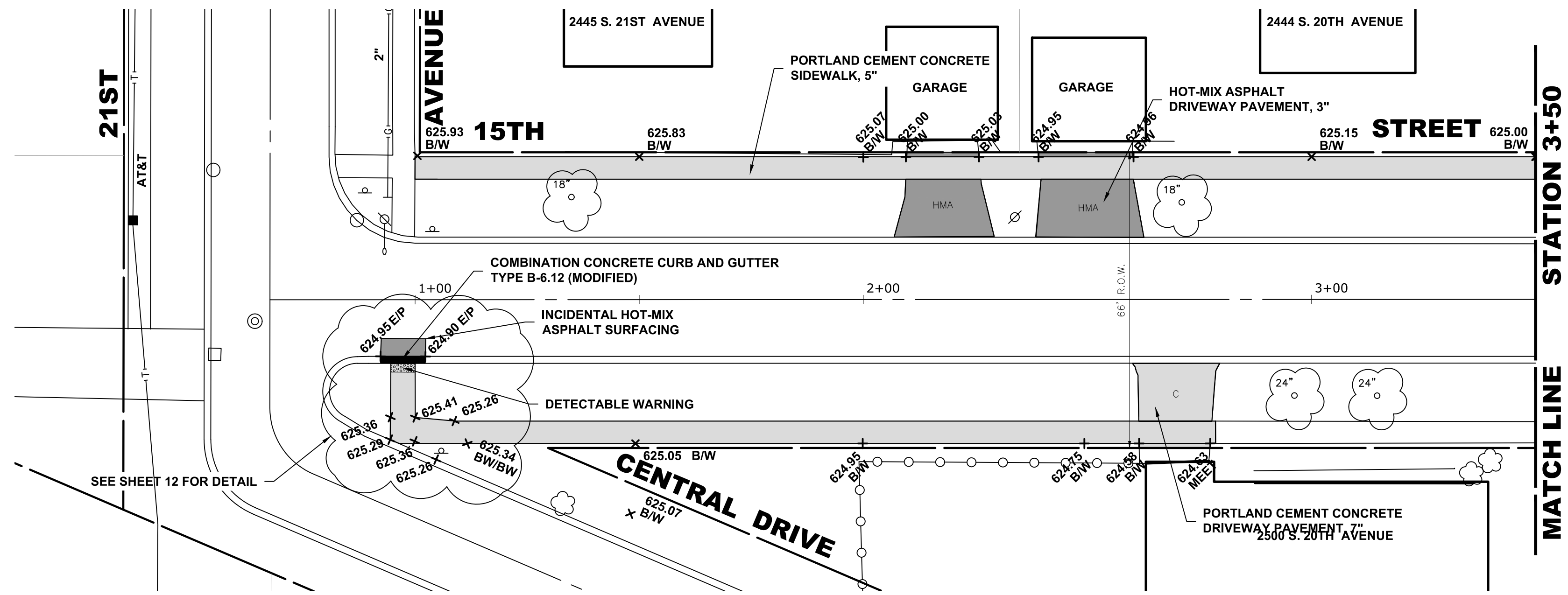
F.A.U. RTE.	SECTION	COUNTY	TOTAL SHEETS	SHEET NO.
VARIOUS	19-00083-00-SW	COOK	13	9
CONTRACT NO. 61G48		FED. AID PROJECT R74Q(691)		
E.H.E. PROJECT NO. 120-19-21601				

Drawing file: W:\Projects_by_Village\Broadview\12019216 - Safe Routes to School\Safe Route Site\Safe Routes No Central.dwg Mar 20, 2020 - 12:28pm

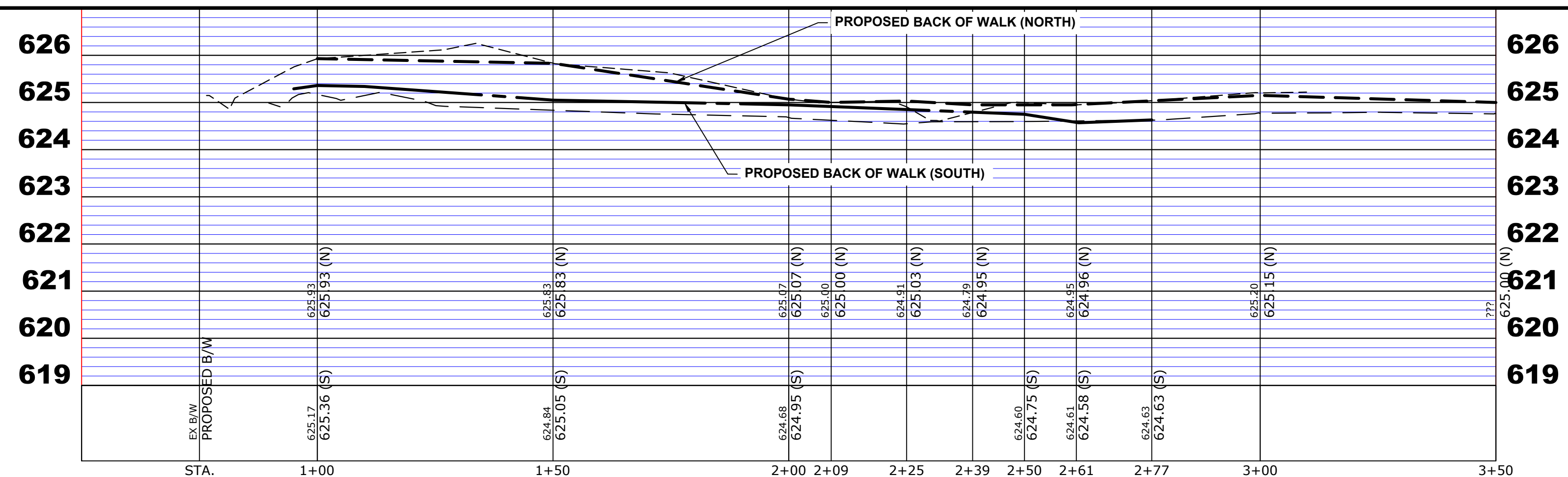
HANCOCK ENGINEERING
100+ Years of Excellence
Civil Engineers
Municipal Consultants
Established 1911
9933 Roosevelt Road
Westchester, IL 60154-2782
Phone: 708-845-0300
www.hancock.com



EXISTING TOPOGRAPHY



PROPOSED IMPROVEMENT



HANCOCK ENGINEERING
 100+ Years of Excellence
 Civil Engineers
 Municipal Consultants
 Established 1911

9933 Roosevelt Road
 Westchester, IL 60154-2782
 Phone: 708-845-0300
 www.hancock.com

DESIGNED - DCG	REVISED -
DRAWN - SFB, DCG, DMM	REVISED -
CHECKED - CB	REVISED -
DATE - 1-6-2020	REVISED -

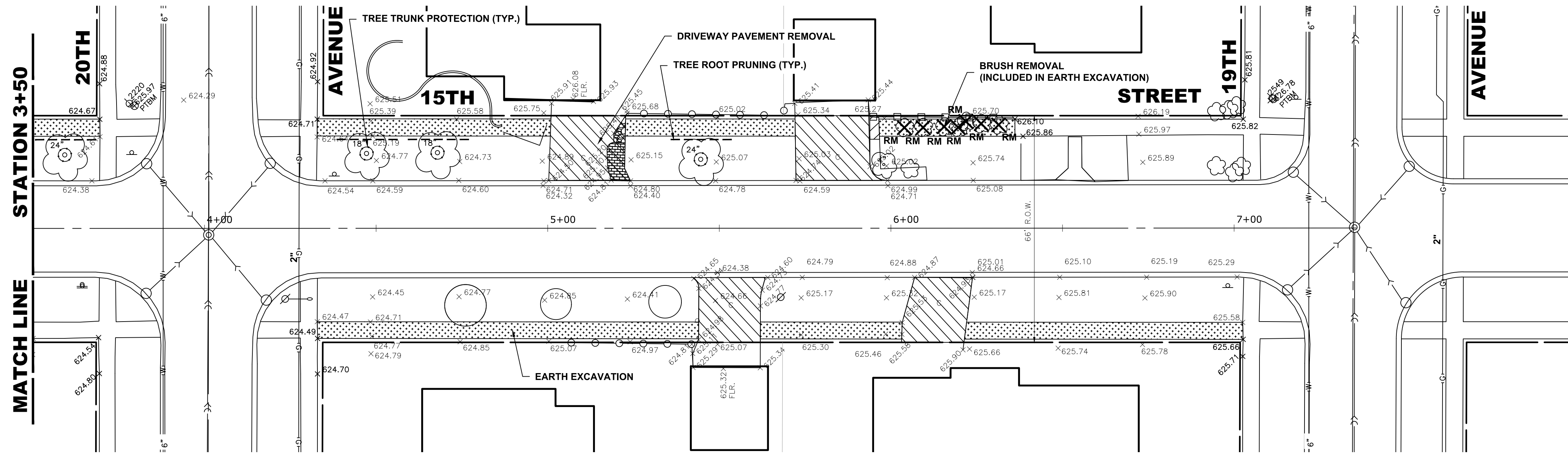
STATE OF ILLINOIS DEPARTMENT OF TRANSPORTATION

15TH STREET SIDEWALK IMPROVEMENTS	
SCALE: H:1"=20'; V:1"=2'	SHEET NO. 1 OF 2 SHEETS
STA. 0+75	TO STA. 3+50

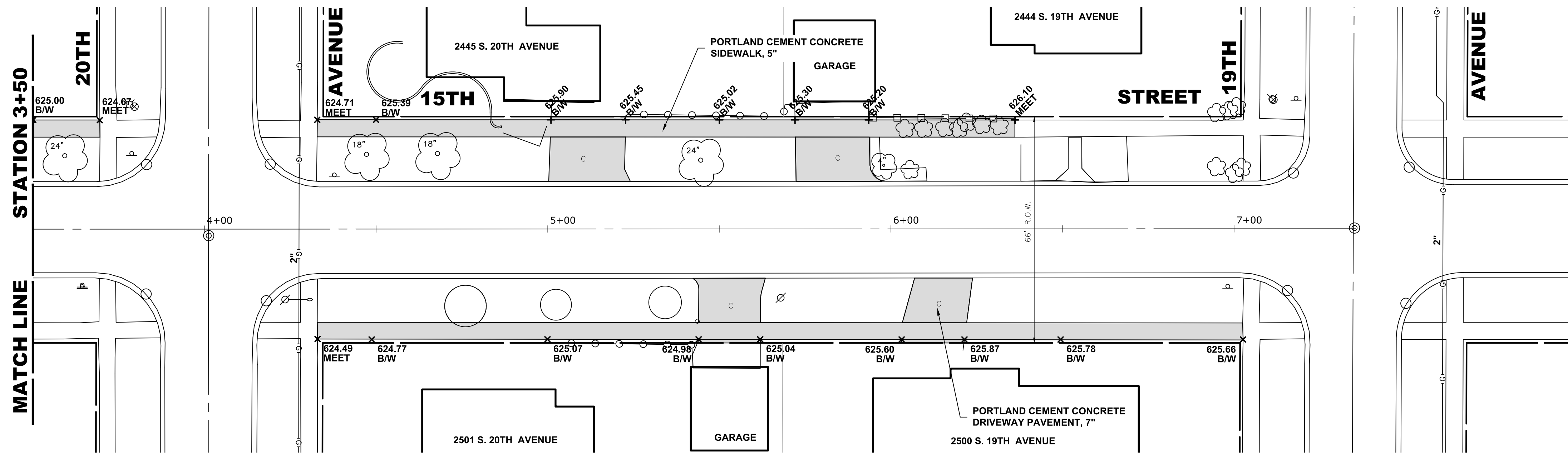
F.A.U. RTE.	SECTION	COUNTY	TOTAL SHEETS	SHEET NO.
VARIOUS	19-00083-00-SW	COOK	13	10
FED. ROAD DIST. NO. 1		ILLINOIS	CONTRACT NO. 61G48	
			FED. AID PROJECT R74Q(691)	
E.H.E. PROJECT NO. 120-19-21601				

Drawing file: W:\Projects_by_Village\Broadview\12019216 - Safe Routes to School\Safe Route Site\Safe Routes No Central.dwg Mar 20, 2020 - 12:28pm

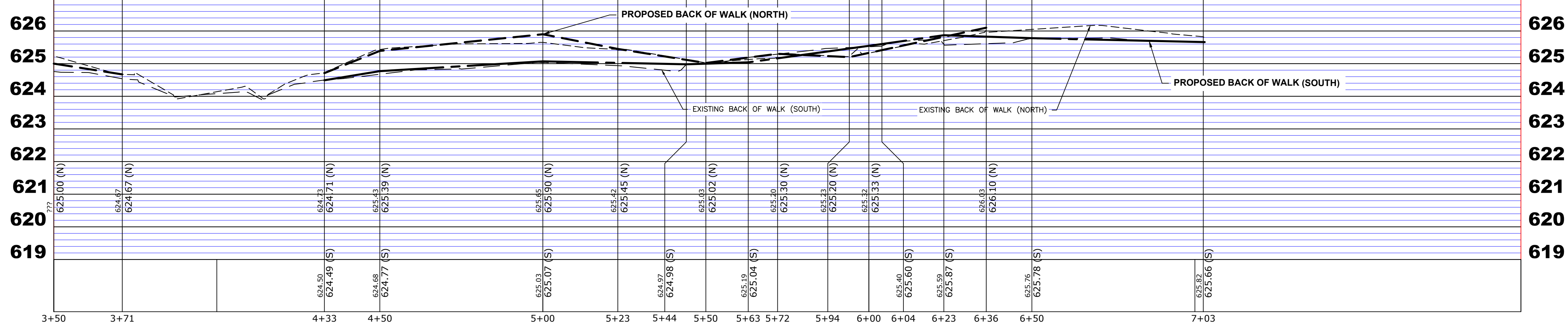
Drawing file: W:\Projects_by_Village\Broadview\12019216 - Safe Routes to School\Safe Route Site\Safe Routes No Central.dwg Mar 20, 2020 - 12:52pm



EXISTING TOPOGRAPHY



PROPOSED IMPROVEMENT



HANCOCK ENGINEERING
 100+ Years of Excellence
 Civil Engineers
 Municipal Consultants
 Established 1911
 9933 Roosevelt Road
 Westchester, IL 60154-2782
 Phone: 708-845-0300
 www.hancock.com

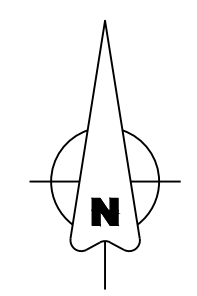
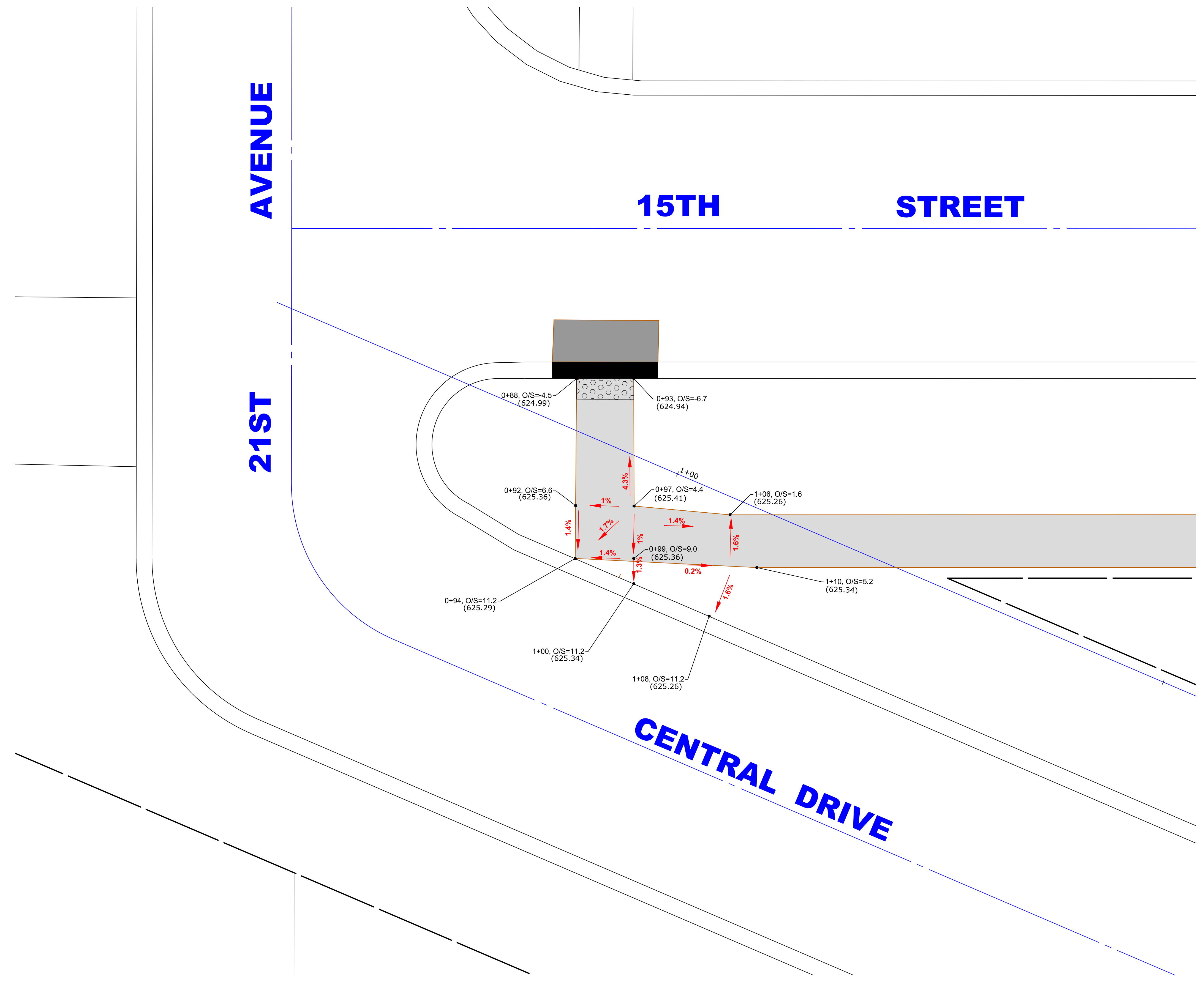
DESIGNED - DCG	REVISED -
DRAWN - SFB, DCG, DMM	REVISED -
CHECKED - CB	REVISED -
DATE - 1-6-2020	REVISED -

**STATE OF ILLINOIS
 DEPARTMENT OF TRANSPORTATION**

**15TH STREET
 SIDEWALK IMPROVEMENTS**
 SCALE: H:1"=20'; V:1"=2'
 SHEET NO. 2 OF 2 SHEETS
 STA. 3+50 TO STA. 7+25

F.A.U. RTE.	SECTION	COUNTY	TOTAL SHEETS	SHEET NO.
VARIOUS	19-00083-00-SW	COOK	13	11
FED. ROAD DIST. NO. 1 ILLINOIS			CONTRACT NO. 61G48	
FED. AID PROJECT R74Q(691)			E.H.E. PROJECT NO. 120-19-21601	

Drawing file: W:\Projects_by_Village\Broadview\12019216 - Safe Routes to School\Safe Route Site\Safe Routes - ADA.dwg Mar 31, 2020 - 11:09am



LEGEND OF SYMBOLS
(TO BE USED IN CONJUNCTION WITH I.D.O.T. STANDARD 000001-07)

SYMBOL	DESCRIPTION
	PROPOSED DETECTABLE WARNING
	PROPOSED CONCRETE AREA, 5" SIDEWALK, 7" DRIVEWAY
	PROPOSED HOT-MIX ASPHALT RESURFACING AREA
	EXISTING CURB AND GUTTER
	PROPOSED COMBINATION CONCRETE CURB AND GUTTER REMOVAL AND REPLACEMENT

HANCOCK ENGINEERING
100+ Years of Excellence

- Civil Engineers
- Municipal Consultants
- Established 1911

9933 Roosevelt Road
Westchester, IL 60154-2782
Phone: 708-865-0300
www.hancock.com

DESIGNED - DCG	REVISED -
DRAWN - SFB, DCG, DMM	REVISED -
CHECKED - CB	REVISED -
DATE - 1-6-2020	REVISED -

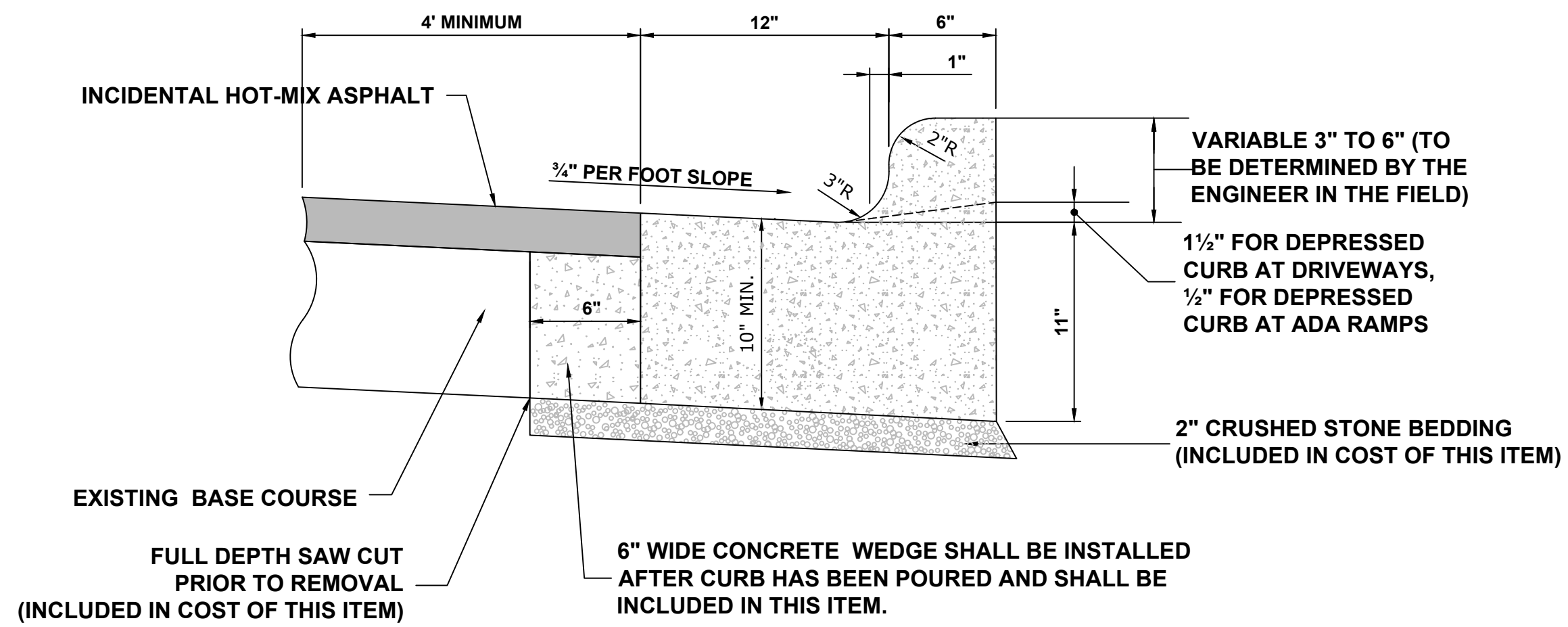
**STATE OF ILLINOIS
DEPARTMENT OF TRANSPORTATION**

SIDEWALK ADA RAMP DETAILS

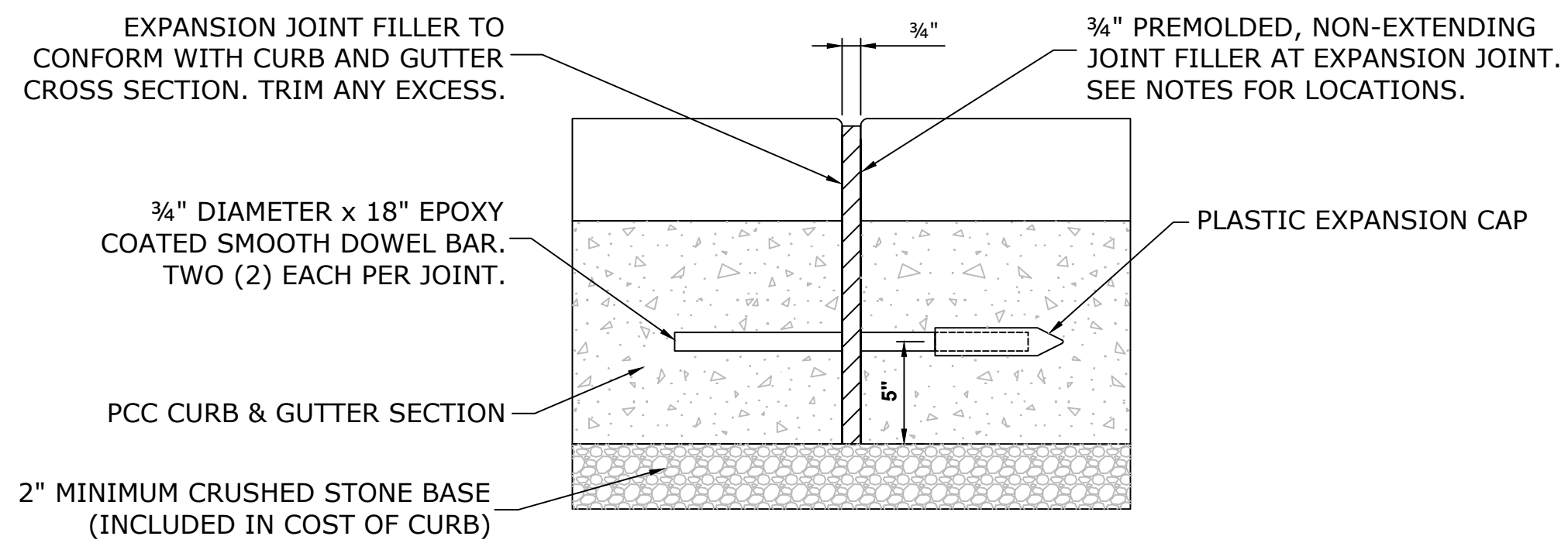
SCALE: 1" = 5' SHEET NO. 1 OF 1 SHEETS STA. TO STA.

F.A.U. RTE.	SECTION	COUNTY	TOTAL SHEETS	SHEET NO.
VARIOUS	19-00083-00-SW	COOK	13	12
FED. ROAD DIST. NO. 1 ILLINOIS		CONTRACT NO. 61G48		
		FED. AID PROJECT R74Q(691)		

E.H.E. PROJECT NO. 120-19-21601

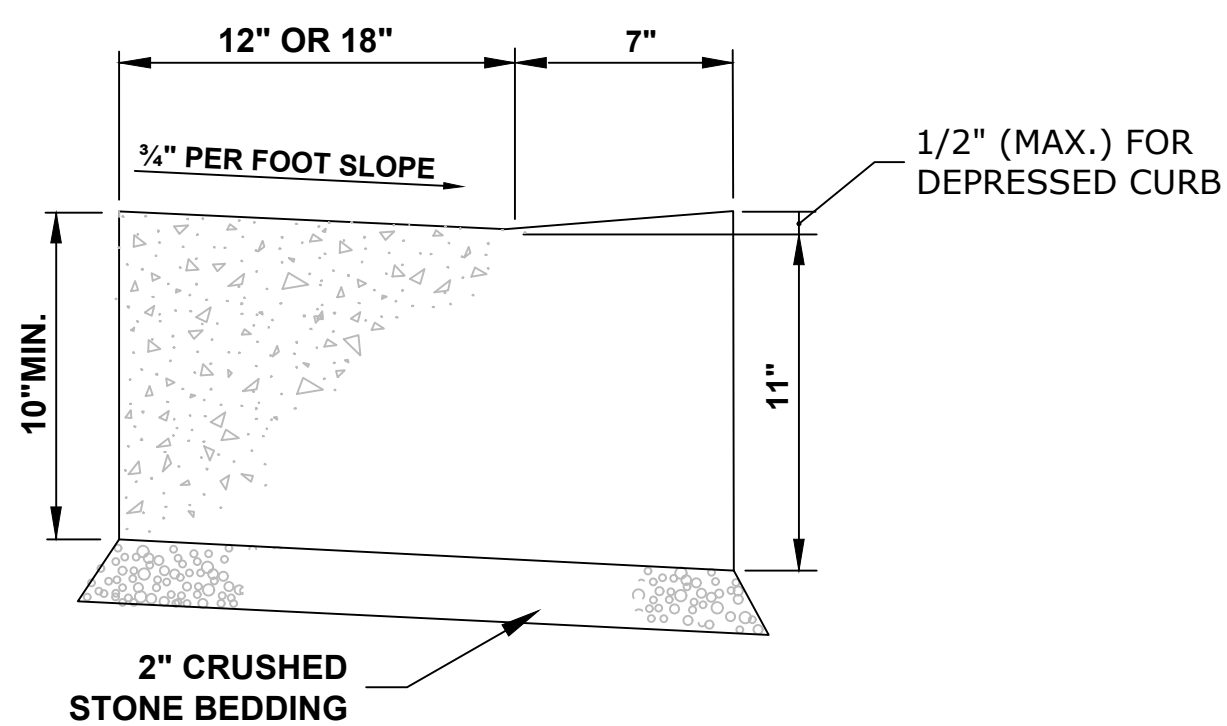


COMBINATION CONCRETE CURB & GUTTER TYPE B-6.12 (MODIFIED)

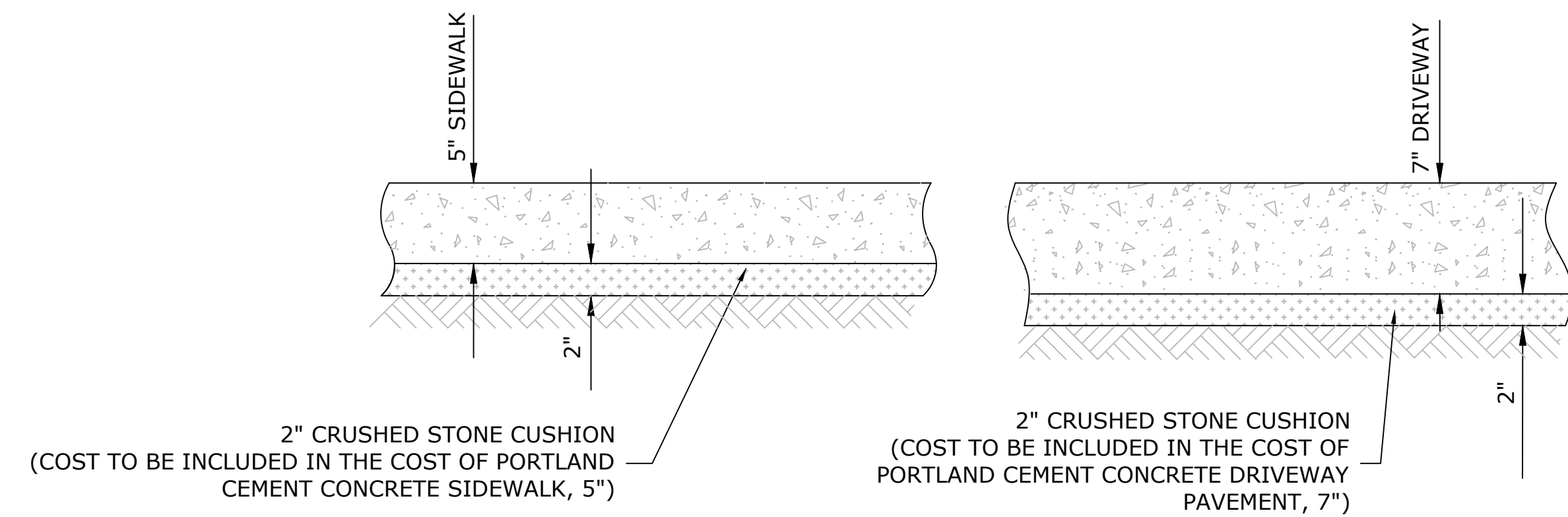


NOTE:
 1. EXPANSION JOINTS ARE TO BE CONSTRUCTED AT ALL PC'S & PT'S OF INTERSECTION RETURNS AND ALL OTHER SHORT RADIUS SECTIONS, CONSTRUCTION JOINTS, EVERY 60' ON TANGENT SECTIONS, AND AS DIRECTED BY THE ENGINEER.

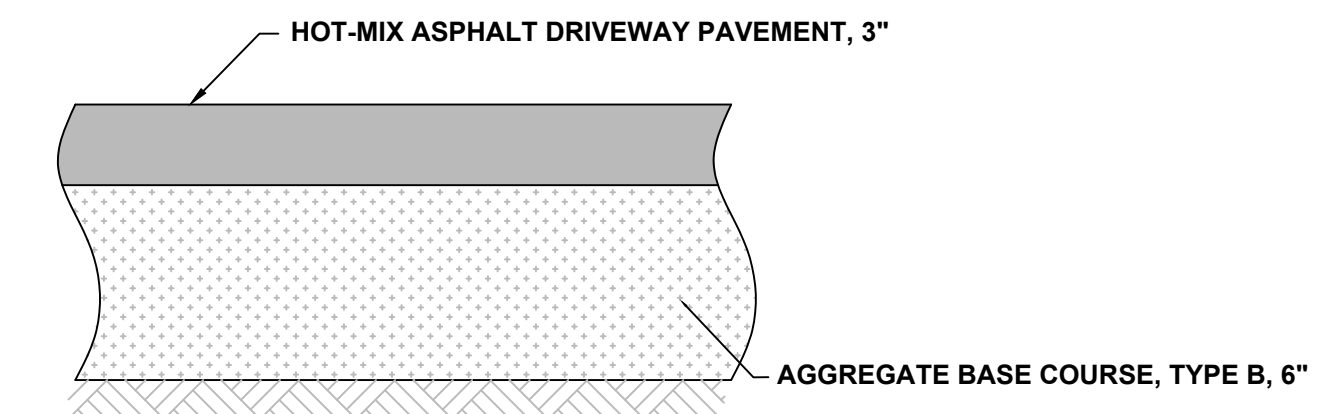
TYPICAL CURB AND GUTTER EXPANSION JOINT



CURB AND GUTTER AT A.D.A. RAMPS



TYPICAL P.C.C. SIDEWALK & DRIVEWAY



HOT-MIX ASPHALT DRIVEWAY PAVEMENT, 3"

HOT-MIX ASPHALT (HMA) MIXTURE REQUIREMENTS

ITEM	AIR VOIDS
INCIDENTAL HOT-MIX ASPHALT SURFACING & HMA DRIVEWAY PAVEMENT 3" (IN 2 LIFTS)	
HOT-MIX ASPHALT SURFACE COURSE, MIX "D", N50 (IL 9.5mm)	4% @ 50 GYR

THE UNIT WEIGHT USED TO CALCULATE ALL HMA SURFACE MIXTURE QUANTITIES IS 112 LBS/SQ YD/IN

THE "AC TYPE" FOR POLYMERIZED HMA MIXES SHALL BE "SBS/SBR PG 76-22" AND FOR NON-POLYMERIZED HMA THE "AC TYPE" SHALL BE "PG 64-22" UNLESS MODIFIED BY DISTRICT ONE SPECIAL PROVISIONS.

NOTE:
 1. FOR USE OF RECYCLED MATERIAL SEE DISTRICT ONE SPECIAL PROVISIONS

Drawing file: W:\Projects_by_Village\Broadview\12019216 - Safe Routes to School\B\Details.dwg May 28, 2020 - 2:18pm



HANCOCK ENGINEERING
 100+ Years of Excellence
 Civil Engineers
 Municipal Consultants
 Established 1911

9933 Roosevelt Road
 Westchester, IL 60154-2780
 Phone: 708-865-0300
 www.hancock.com

DESIGNED - DCG	REVISED -
DRAWN - SFB, DCG, DMM	REVISED -
CHECKED - CB	REVISED -
DATE - 1-6-2020	REVISED -

**STATE OF ILLINOIS
 DEPARTMENT OF TRANSPORTATION**

JOB SPECIFIC BROADVIEW DETAILS

SCALE: NONE SHEET NO. 1 OF 1 SHEETS STA. TO STA.

F.A.U. RTE.	SECTION	COUNTY	TOTAL SHEETS	SHEET NO.
VARIOUS	19-00083-00-SW	COOK	13	13
CONTRACT NO. 61G48				
FED. ROAD DIST. NO. 1 ILLINOIS			FED. AID PROJECT R74Q(691)	

E.H.E. PROJECT NO. 120-19-21601