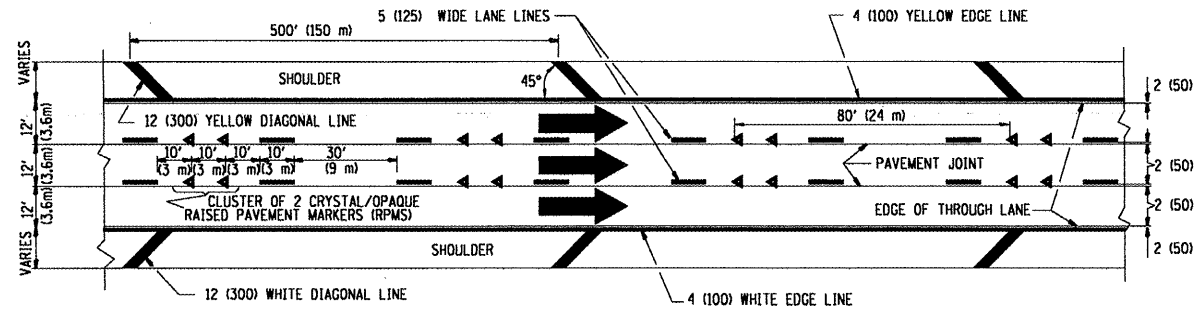


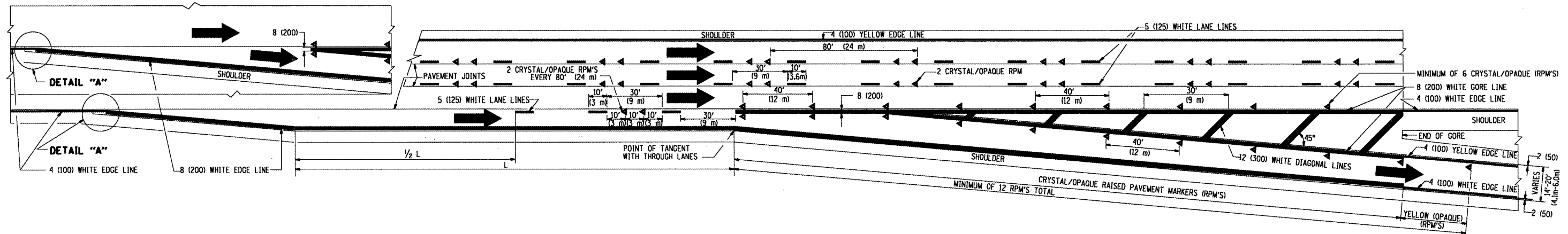
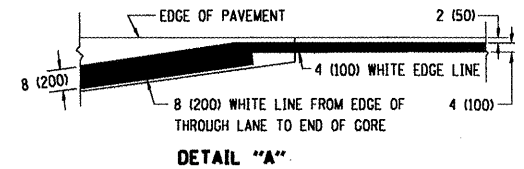
THE DIAGONAL LINES SHALL BE SPACED AT 40' (12 m) C-C ACROSS ALL STRUCTURES WHICH ARE 500' (150 m) OR LESS IN LENGTH
 THE DIAGONAL LINES ARE NOT REQUIRED ON SHOULDERS WHICH ARE 6' (1.8 m) OR LESS IN WIDTH



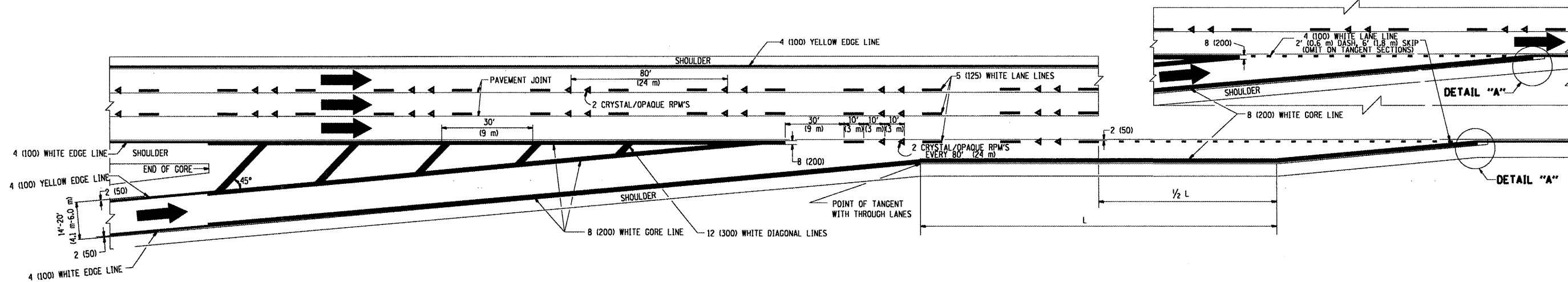
TYPICAL EDGE LINES & LANE LINES

NOTES:

1. THERMO PLASTIC PAVEMENT MARKING LINE SHALL BE USED FOR THE EDGE LINES, GORE LINES, AND DIAGONAL LINES ON BITUMINOUS PAVEMENT ONLY.
2. PREFORMED PLASTIC TYPE B PAVEMENT MARKING LINE SHALL BE USED FOR ALL LANE LINES ON BITUMINOUS PAVEMENT
3. POLYUREA PAVEMENT MARKING SHALL BE USED FOR ALL MARKINGS ON PCC



TYPICAL EXIT RAMP PAVEMENT MARKINGS



TYPICAL ENTRANCE RAMP PAVEMENT MARKINGS

Rev. Sheet 8-27-08

FILE NAME =	USER NAME = wlgreendp	DESIGNED - D.W.S.	REVISED - A.H. 03-96	STATE OF ILLINOIS DEPARTMENT OF TRANSPORTATION	MULTI-LANE FREEWAY PAVEMENT MARKING DETAILS		F.A. RTE.	SECTION	COUNTY	TOTAL SHEETS	SHEET NO.	
\\desktop\fa2\usera\wlgreendp\Desktop\Ramp Details\tcl2.dgn		DRAWN -	REVISED - D.W.S. 07-96		SCALE: NONE	SHEET NO. 1 OF 2 SHEETS	STA.	VAR.	2008-050 PP	COOK	12	9
		PLOT SCALE = 100.000' / IN.	REVISED - J.A.F. 02-06						TC-12			
		PLOT DATE = 8/15/2008	REVISED - S.P.B. 01-07						FED. ROAD DIST. NO. 1	ILLINOIS	FED. AID PROJECT	CONTRACT NO. 60E99