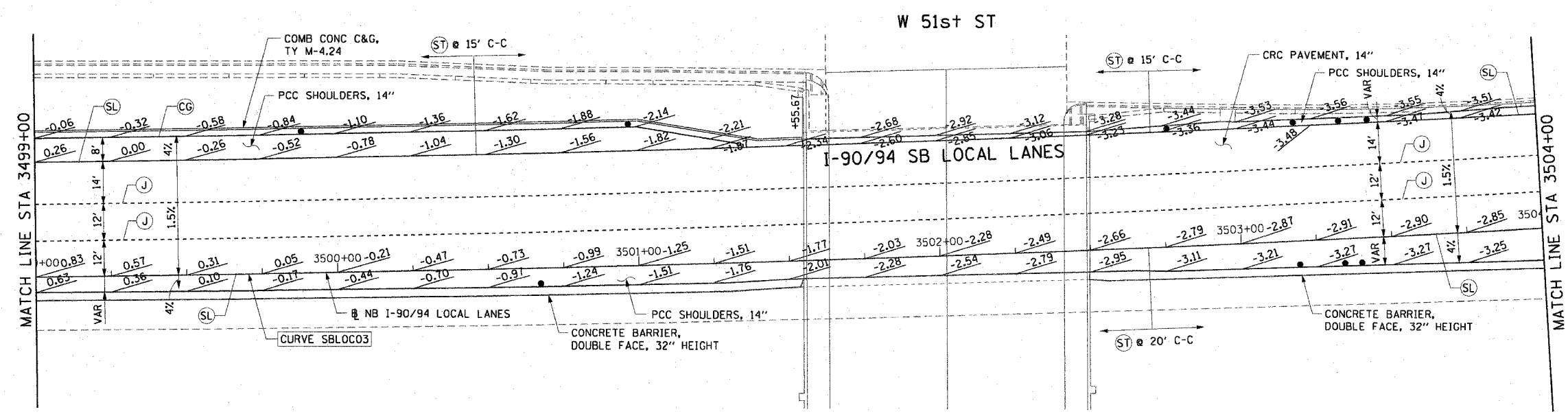
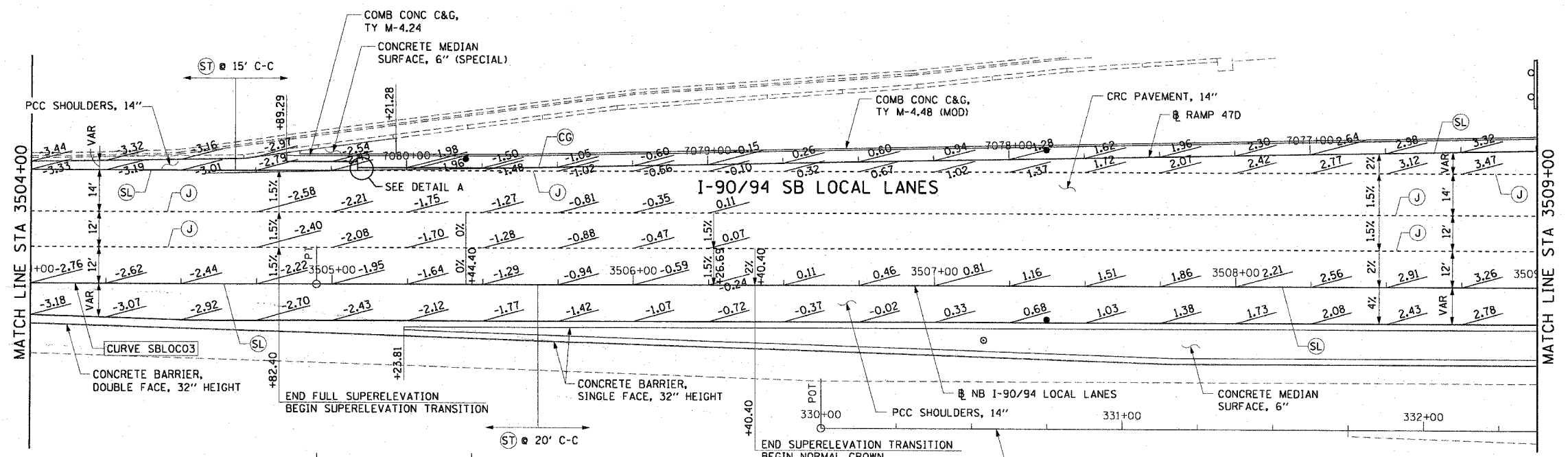


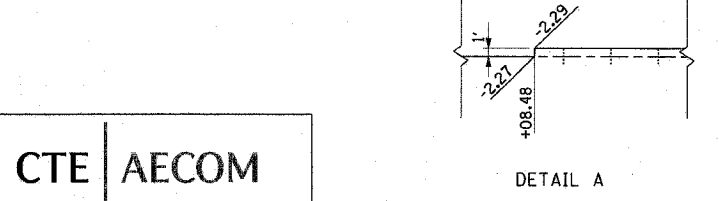
F.A.I. RTE.	SECTION	COUNTY	TOTAL SHEETS	SHEET NO.
90/94		COOK	588	213
STA. 3499+00	TO STA. 3509+00			
FED. ROAD DIST. NO. 1 ILLINOIS		FED. AID PROJECT		
62303		* (2021-922 PT2 ETC 2324.6-1P1 R-11		



- LEGEND:
- Ⓞ LONGITUDINAL CURB AND GUTTER JOINT - NO. 6 EPOXY COATED TIE BARS, 24" LONG AT 24" C-C
  - Ⓞ SAWED TRANSVERSE CONTRACTION JOINT
  - Ⓞ TRANSVERSE EXPANSION JOINT
  - Ⓞ NO BARS, KEYED LONGITUDINAL CONSTRUCTION JOINT WITH ALL KEYS FACING ONE DIRECTION ALONG INSIDE EDGE OF RAMP PAVEMENT AND SURROUNDING GORE
  - Ⓞ LONGITUDINAL SAWED JOINT - NO. 6 EPOXY COATED TIE BARS, 30" LONG AT 30" C-C
  - Ⓞ LONGITUDINAL CONSTRUCTION JOINT - NO. 8 EPOXY COATED TIE BARS, 24" LONG AT 24" C-C
  - Ⓞ LONGITUDINAL SHOULDER CONSTRUCTION JOINT - NO. 8 EPOXY COATED TIE BARS, 30" LONG AT 24" C-C
  - Ⓞ TRANSVERSE SHOULDER CONTRACTION JOINT
  - ↔ SWALE



- NOTES:
1. SEE ALIGNMENT AND TIES SHEETS FOR CURVE INFORMATION.
  2. SEE ROADWAY PLAN SHEETS FOR BEGINNING AND END TAPER STATIONS AND TAPER RATES.
  3. PAVEMENT ELEVATIONS ARE SHOWN AT 25' INTERVALS.
  4. SEE ROADWAY DETAIL RDT-8 FOR THE TYING OF THE MEDIAN BARRIER BASE TO THE PCC SHOULDER.



REVISIONS		NAME	DATE
NO.	DESCRIPTION		

ILLINOIS DEPARTMENT OF TRANSPORTATION  
F.A.I. 90/94 (DAN RYAN EXPRESSWAY)  
GARFIELD BLVD TO 31ST STREET (SB LOCAL LANES)  
PAVEMENT JOINTING AND ELEVATION PLANS

SCALE: 1"=20'  
DATE: June 9, 2006

DRAWN BY: PHP  
CHECKED BY: NJH

CTE | AECOM

EXP-0468(V)MB-ctrs 18 & 19 (SHEET 19) SHEETS 19/90042.ctb 6/7/2006 12:28:37 PM