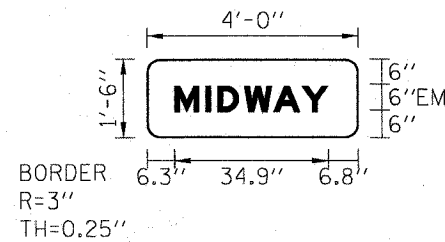


SIGN DETAIL

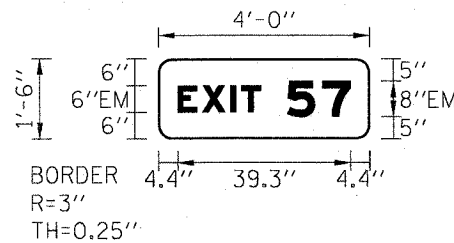


SIGN NUMBER	PS06-06
WIDTH x HEIGHT	4'-0" x 1'-6"
BORDER WIDTH	0.25"
CORNER RADIUS	3"
MOUNTING	GROUND
BACKGROUND	TYPE: REFLECTIVE
	COLOR: BLUE
LEGEND/BORDER	TYPE: REFLECTIVE
	COLOR: WHITE

DIMENSIONS ARE IN INCHES.TENTHS LETTER LOCATIONS ARE PANEL EDGE TO LOWER LEFT CORNER

LETTER POSITIONS (X)						LENGTH SERIES, SIZE	
M	I	D	W	A	Y		
6.3	13.3	16	22.1	28.8	35.2	34.9	EM6

SIGN DETAIL




SIGN NUMBER	PS06-06
WIDTH x HEIGHT	4'-0" x 1'-6"
BORDER WIDTH	0.25"
CORNER RADIUS	3"
MOUNTING	GROUND
BACKGROUND	TYPE: REFLECTIVE
	COLOR: BLUE
LEGEND/BORDER	TYPE: REFLECTIVE
	COLOR: WHITE

DIMENSIONS ARE IN INCHES.TENTHS LETTER LOCATIONS ARE PANEL EDGE TO LOWER LEFT CORNER

LETTER POSITIONS (X)						LENGTH SERIES, SIZE	
E	X	I	T	5	7		
4.4	10	16.4	18.8	29.2	37.3	39.3	EM6,EM8

SIGN DETAIL



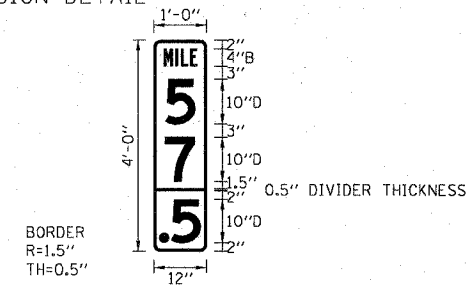
SIGN NUMBER	PS06-03
WIDTH x HEIGHT	3'-6" x 4'-8"
BORDER WIDTH	1.5"
CORNER RADIUS	6"
MOUNTING	BARRIER/RETAINING WALL
BACKGROUND	TYPE: REFLECTIVE
	COLOR: GREEN
LEGEND/BORDER	TYPE: REFLECTIVE
	COLOR: WHITE

SYMBOL	X	Y	WID	HT
ARUP	13.5	4.6	12.6	18.9

DIMENSIONS ARE IN INCHES.TENTHS LETTER LOCATIONS ARE PANEL EDGE TO LOWER LEFT CORNER

LETTER POSITIONS (X)				LENGTH SERIES, SIZE	
E	X	I	T		
4.8	14.7	25.7	31.3	32.3	EM8
5	7			18	EM10
12	22				

SIGN DETAIL

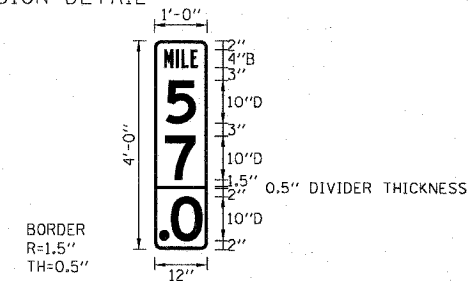


SIGN NUMBER	MM58.0
WIDTH x HEIGHT	1'-0" x 4'-0"
BORDER WIDTH	0.5"
CORNER RADIUS	1.5"
MOUNTING	BARRIER/RETAINING WALL
BACKGROUND	TYPE: REFLECTIVE
	COLOR: GREEN
LEGEND/BORDER	TYPE: REFLECTIVE
	COLOR: WHITE

DIMENSIONS ARE IN INCHES.TENTHS

LETTER POSITIONS (X)				LENGTH SERIES, SIZE	
M	I	L	E		
2.3	5	6.2	8.3	7.5	B4
5				6.8	D10
2.6				6.8	D10
7				9.5	D10
2.5					
	5				
1.2	3.9				

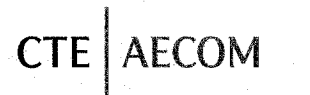
SIGN DETAIL



SIGN NUMBER	MM58.0
WIDTH x HEIGHT	1'-0" x 4'-0"
BORDER WIDTH	0.5"
CORNER RADIUS	1.5"
MOUNTING	BARRIER/RETAINING WALL
BACKGROUND	TYPE: REFLECTIVE
	COLOR: GREEN
LEGEND/BORDER	TYPE: REFLECTIVE
	COLOR: WHITE

DIMENSIONS ARE IN INCHES.TENTHS

LETTER POSITIONS (X)				LENGTH SERIES, SIZE	
M	I	L	E		
2.3	5	6.2	8.3	7.5	B4
5				6.8	D10
2.6				6.8	D10
7				9.8	D10
2.5					
	0				
1.1	3.8				



REVISIONS	
NAME	DATE

ILLINOIS DEPARTMENT OF TRANSPORTATION  
F.A.I. 90/94 (DAN RYAN EXPRESSWAY)  
GARFIELD BLVD TO 31ST STREET (SB LOCAL LANES)

PROPOSED SIGN PANEL DETAILS

SCALE: NONE DRAWN BY: SWANG  
DATE: June 9, 2006 CHECKED BY: XXX

SPD-01

6/7/2006 12:29:24 PM