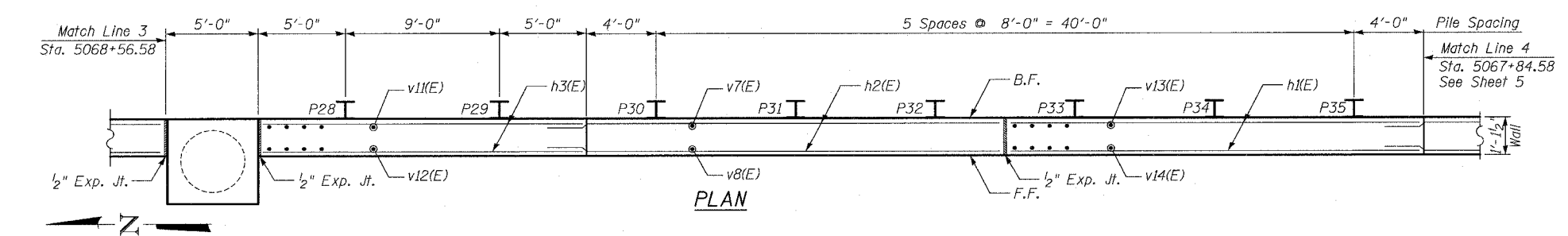
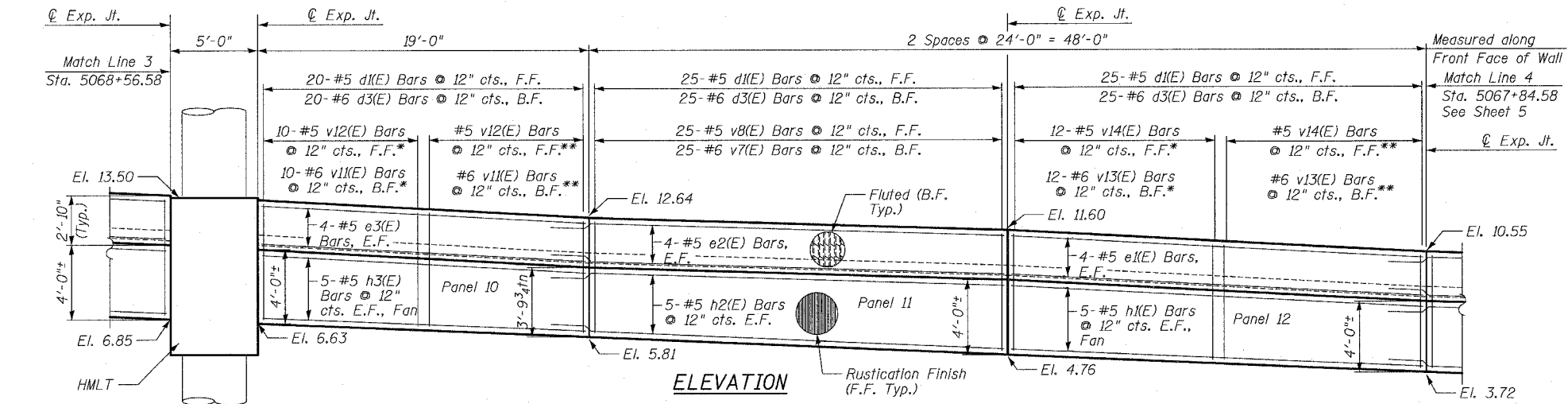
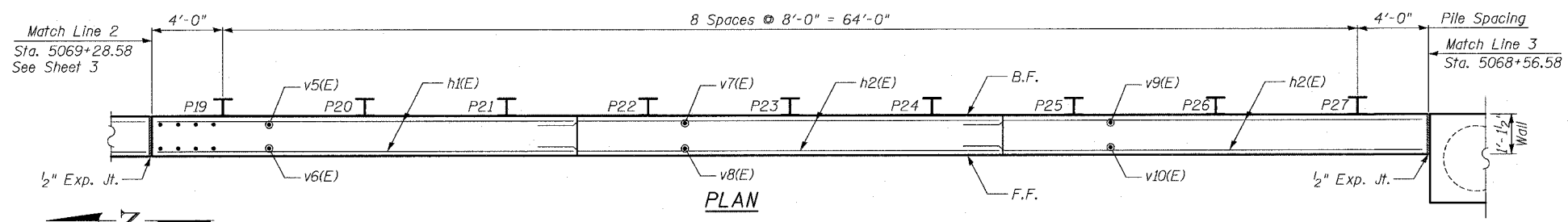
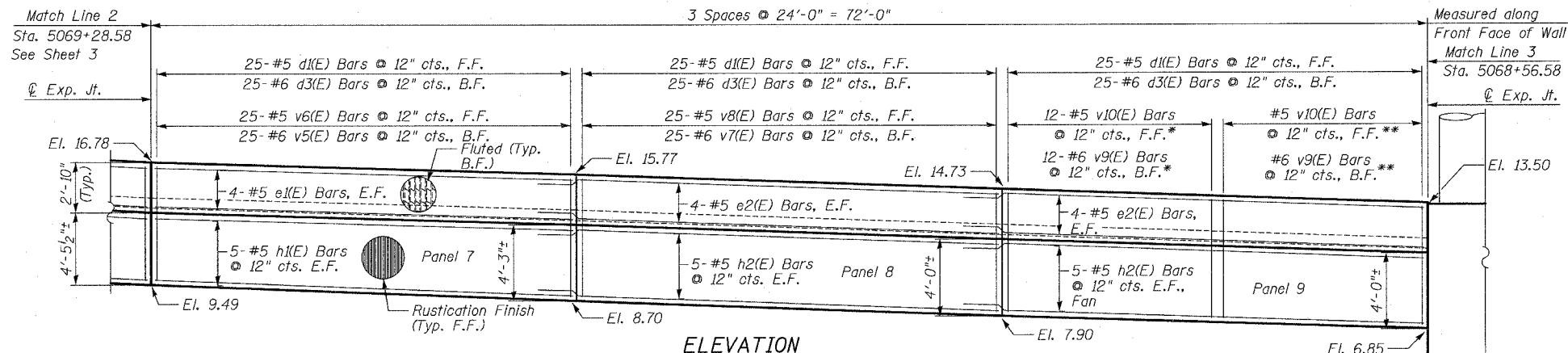


F.A.I.	SECTION	COUNTY	TOTAL SHEETS	SHEET NO.
94/90	*	COOK	588	400
STA.	TO STA.			
FED. ROAD DIST. NO.	ILLINOIS	FED. AID PROJECT		
62303	*(2021-922 PT2 ETC 2324.6-1P) R-11			



NOTES:

1. Facing in Plan Views is scaled 1:2 on an X:Y scale to show reinforcement.
2. See Sheet 9 for reinforcing bar clearances.
3. Stations given are @ Ramp 47A.
4. See Sheets 7A and 7B for High Mast Light Tower Details.

F.F. - denotes Front Face
 B.F. - denotes Back Face
 E.F. - denotes Each Face

MIN BAR LAP

- #5 - 2'-2"
- #6 - 2'-7"

* Order bars full length and cut as indicated in cutting diagram.

** Remaining Bars from Cutting Diagram

ILLINOIS DEPARTMENT OF TRANSPORTATION
 F.A.I. 94/90 (DAN RYAN EXPRESSWAY)
 GARFIELD BLVD TO 31ST STREET (SB LOCAL LANES)

**RETAINING WALL S-47N-R
 WALL DETAILS 2**

SCALE: NTS
 DATE: JUNE 9, 2006
 DRAWN BY: MTR
 CHECKED BY: BLU

REVISIONS	
NAME	DATE
REVISED	6/21/06

BOWMAN, BARRETT & ASSOCIATES INC.
 CONSULTING ENGINEERS
 Chicago, Illinois
 312.228.0100
 www.bbanainc.com

I:\660\660\DWG\RETAINING WALL\660_355\W5-FINR_02.dwg
 6/23/2006