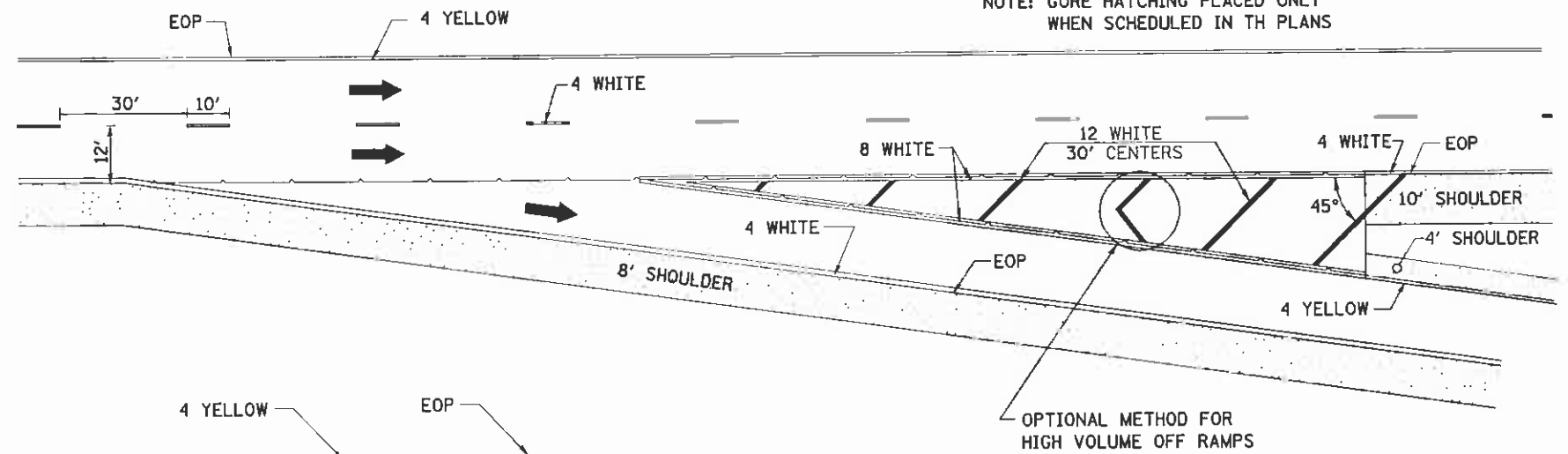


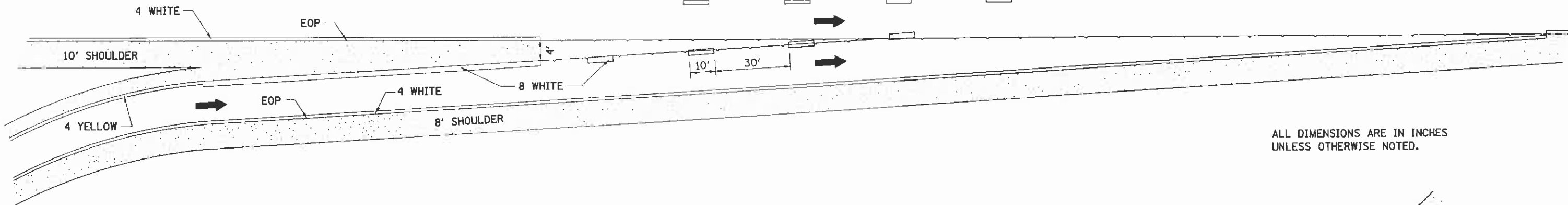
# PAINTING DETAILS

## EXIT RAMP

NOTE: GORE HATCHING PLACED ONLY WHEN SCHEDULED IN TH PLANS

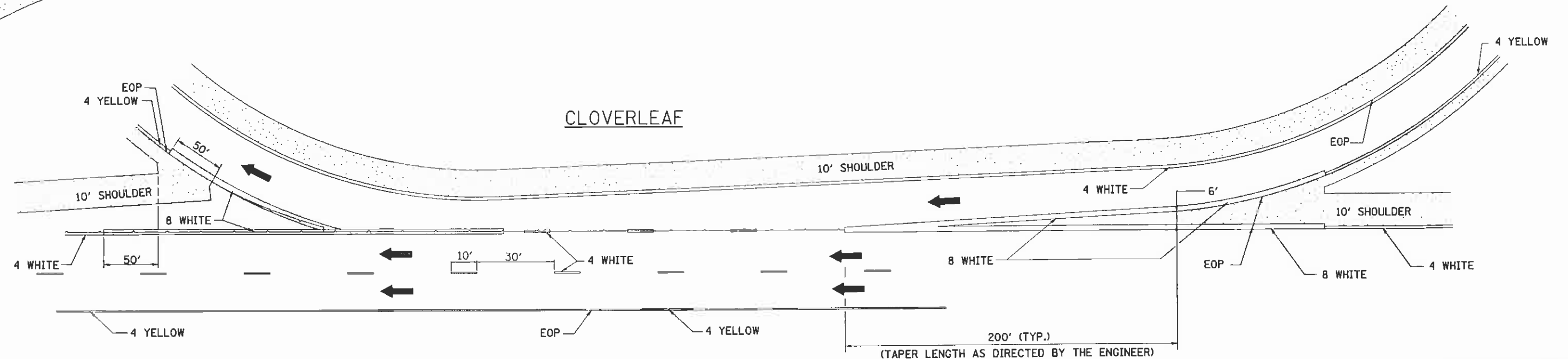


## ENTRANCE RAMP



ALL DIMENSIONS ARE IN INCHES UNLESS OTHERWISE NOTED.

## CLOVERLEAF



FILE NAME -	USER NAME = IDOT	DESIGNED -	REVISED - 10-18-11	<b>STATE OF ILLINOIS DEPARTMENT OF TRANSPORTATION</b>	<b>REGION 2 / DISTRICT 2 STANDARD</b>	F.A.P. RTE.	SECTION	COUNTY	TOTAL SHEETS	SHEET NO.	
IN\B2783.1-39\CADD Sheets\0264H73-sh1-S044.dgn		DRAWN -	REVISED -			39	02 DECK REPAIR 2013-1	OGLE	32	32	
PLOT SCALE = 50.0000' / IN.		CHECKED -	REVISED -			CONTRACT NO. 64H73					
PLOT DATE = 5/30/2012		DATE -	REVISED -			FED. ROAD DIST. NO. 1 ILLINOIS FED. AID PROJECT					
						SCALE:	SHEET NO.	OF	SHEETS	STA.	TO STA.