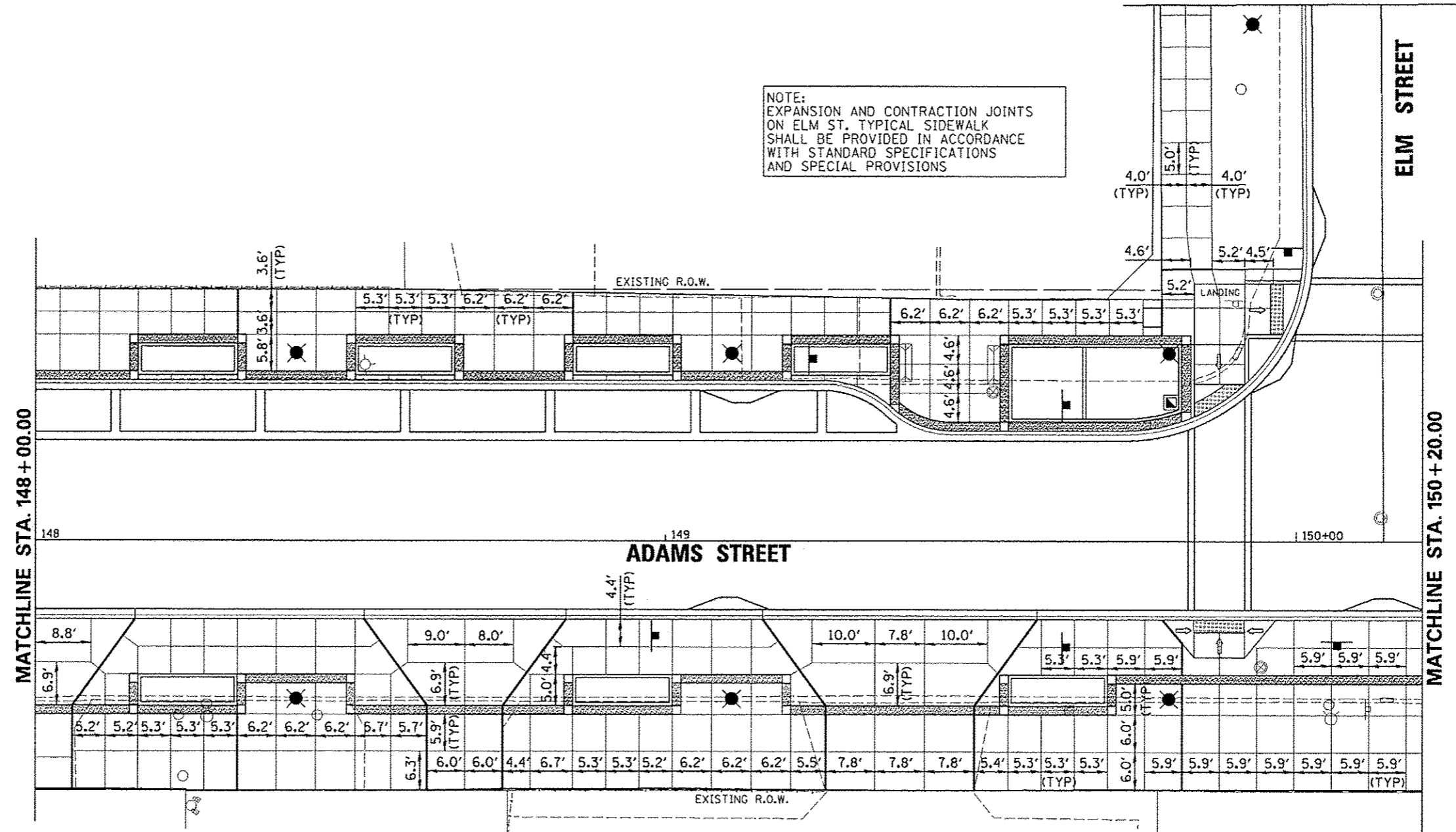


MATCHLINE STA. 749+15.00

ELM STREET

NOTE:
EXPANSION AND CONTRACTION JOINTS ON ELM ST. TYPICAL SIDEWALK SHALL BE PROVIDED IN ACCORDANCE WITH STANDARD SPECIFICATIONS AND SPECIAL PROVISIONS

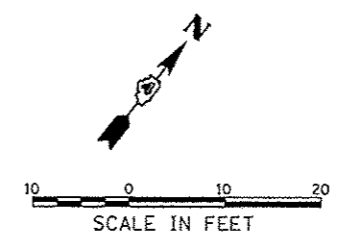
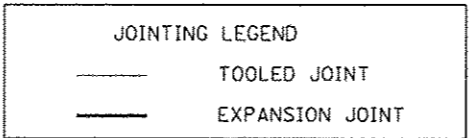


MATCHLINE STA. 148+00.00

MATCHLINE STA. 150+20.00

ADAMS STREET

- JOINTING NOTES:**
1. EXPANSION AND CONTRACTION JOINTS SHALL BE PROVIDED IN ACCORDANCE WITH THE STANDARD SPECIFICATIONS, SPECIAL PROVISIONS, AND PLAN DETAILS. JOINT LOCATIONS SHOWN ON THIS SHEET ARE SHOWN FOR INFORMATION AND TYPICAL LAYOUT PATTERN. EXACT FIELD CONDITIONS AND CONTRACTOR'S POURING SEQUENCE MAY REQUIRE SOME JOINT LOCATION FIELD ADJUSTMENT.
 2. CONTRACTOR SHALL VERIFY ALL FIELD ADJUSTMENTS WITH FIELD ENGINEER FOR APPROVAL PRIOR TO CONSTRUCTION.
 3. SEE SPECIAL PROVISION SECTION, POROUS PORTLAND CEMENT CONCRETE SIDEWALK 4 INCH, (SPECIAL) FOR FINISH AND EXPANSION JOINT REQUIREMENTS.
 4. SEE SPECIAL PROVISION SECTION, PORTLAND CEMENT CONCRETE SIDEWALK 4 INCH, SPECIAL, FOR FINISH AND EXPANSION JOINT REQUIREMENTS.
 5. SEE ARTICLES 423.06 AND 423.07 OF THE ILLINOIS DEPARTMENT OF TRANSPORTATION STANDARD SPECIFICATIONS FOR ROAD AND BRIDGE CONSTRUCTION MANUAL, FOR DRIVEWAY FINISH JOINT REQUIREMENTS.



FILE NAME * c:\p1\ee\work\ddp\dot\delose\dms73427\04	USER NAME * manak01398	DESIGNED - STH	REVISED -
DLBIB55-ah1-Indsep.joints005.dgn		DRAWN - STH	REVISED -
PLT SCALE * 20.0000 / / in.		CHECKED - BAB	REVISED -
PLT DATE * 07/23/2012		DATE - 7/18/12	REVISED -

STATE OF ILLINOIS
DEPARTMENT OF TRANSPORTATION

ADAMS STREET STREETSCAPE PAVEMENT JOINTING PLAN		F.A.U. RTE. 12-00356-01-PV	SECTION	COUNTY	TOTAL SHEETS	SHEET NO.
SCALE: 1"=10'		SHEET NO. OF SHEETS	STA. 148+00.00 TO STA. 150+20.00	PEORIA	519	291

CONTRACT NO. 09626		ILLINOIS FED. AID PROJECT	TIC-5093158
--------------------	--	---------------------------	-------------

Farnsworth GROUP
7707 N. KNOXVILLE AVE., SUITE 100
PEORIA, ILLINOIS 61614
(309) 699-0886 / (309) 699-0820 Fax
www.fg.com