F.A.P. RTE.	SECTION	COUNTY	TOTAL SHEETS	SHEET NO.
368	1919 VB R-1	COOK	47	38
STA.		TO STA.		
FED. ROAD DIST. NO. 1	ILLINOIS	FED. AID PROJECT		

CONTRACT NO. 60C11

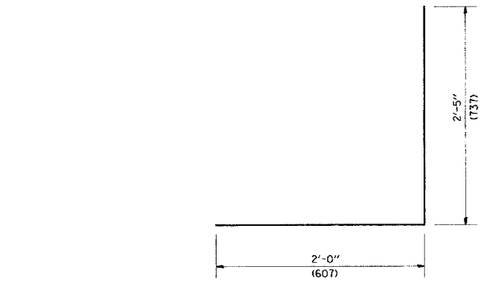

BAR d (E)

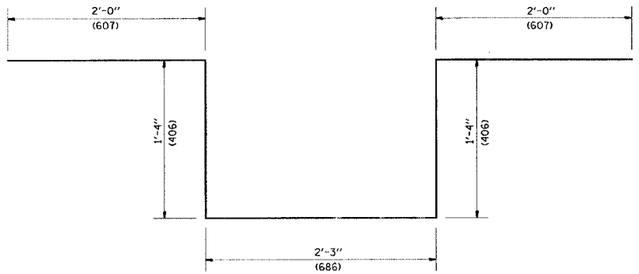

BAR d_1 (E)

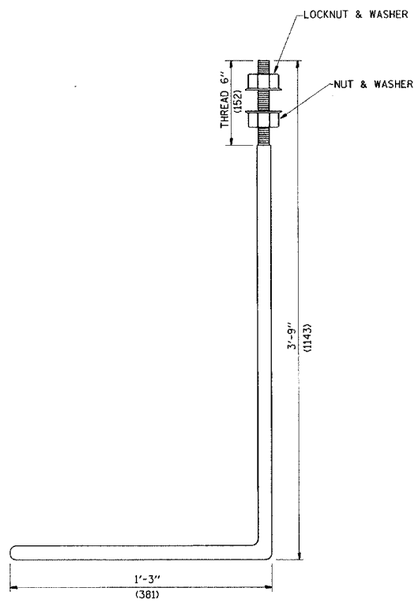

1" (25.4) dia. ANCHOR BOLT

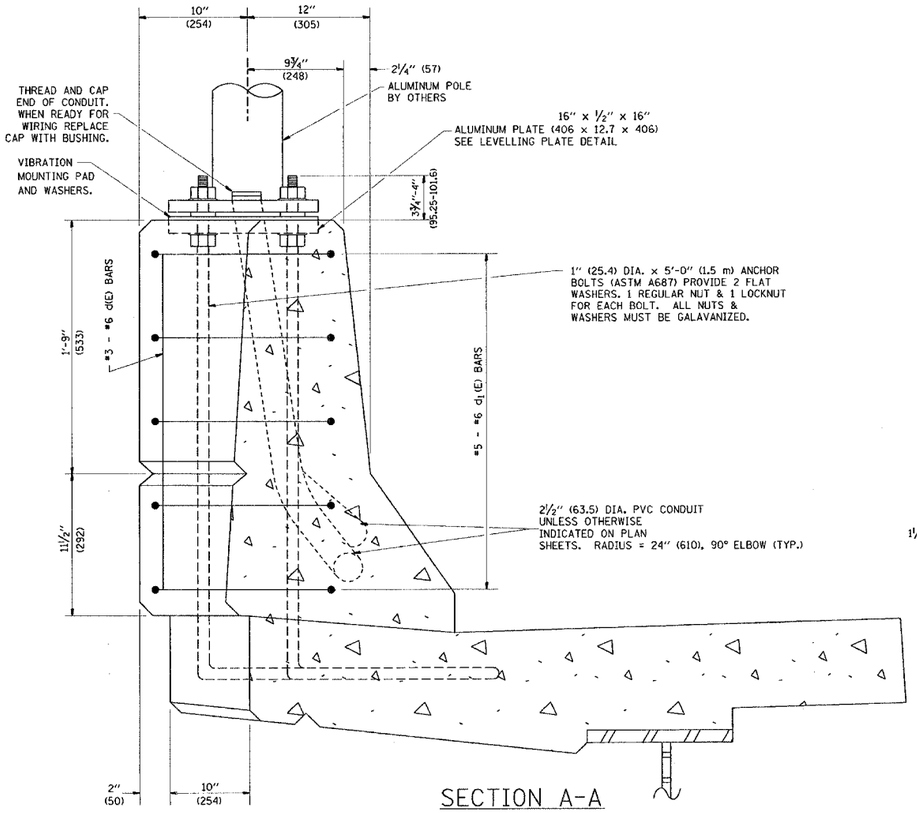

SECTION A-A

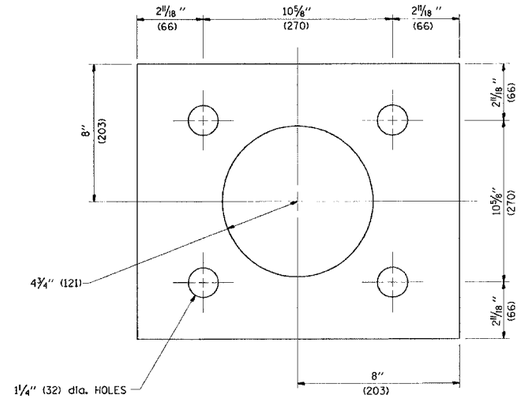

LEVELING PLATE DETAIL

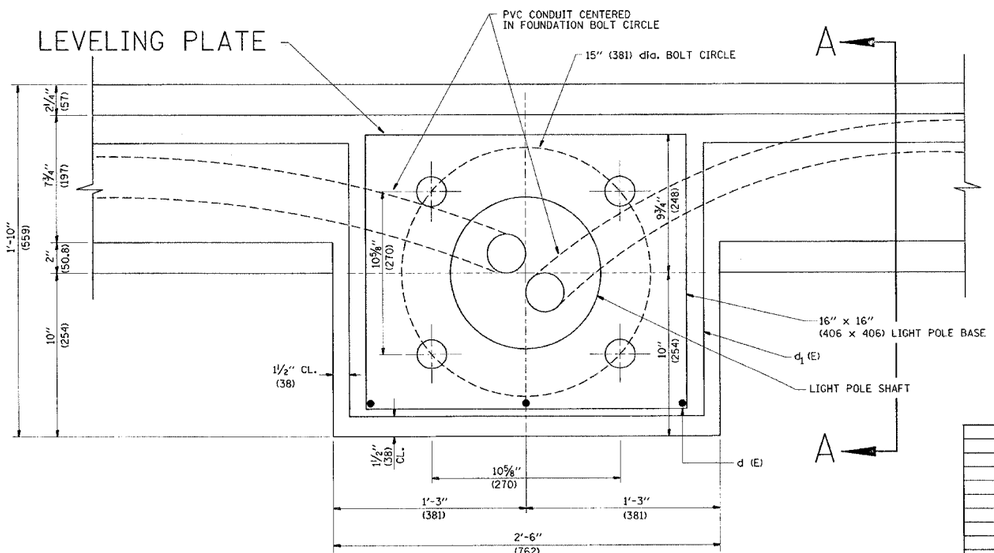

PLAN

NOTES

1. ALL DIMENSIONS ARE IN INCHES (MILLIMETERS) UNLESS OTHERWISE SHOWN.
2. LEVEL LIGHT POLE PLATES, USING THE FLANGE NUTS, PRIOR TO POURING THE PARAPET WALL. THE TOP OF THE PLATE SHALL BE AT THE SAME ELEVATION AS THE FINISHED CONCRETE PARAPET.
3. THE COST OF ANCHOR BOLTS, CONDUIT, LEVELLING PLATE AND FOUNDATION IS INCLUDED IN THE COST OF THE BRIDGE STRUCTURE.

BE-330

REVISIONS	
NAME	DATE
	04/22/02

ILLINOIS DEPARTMENT OF TRANSPORTATION

LIGHT POLE MOUNTED ON CONCRETE PARAPET WALL 15" (381 mm) BOLT CIRCLE

SCALE: NONE

DRAWN BY

CHECKED BY

BE-330

PLOT DATE = 8/28/2007
FILE NAME = \\dist1ntfs2\users\galbarnb\Desktop\be330.dgn
PLOT SCALE = 50.0000 ' / IN.
USER NAME = galbarnb