

PROJECT ENGR.: MAUREEN ADDIS
(309)671-3454

DESIGNER: RAY SAMARA
(309)671-3473

STATE OF ILLINOIS

DEPARTMENT OF TRANSPORTATION

DIVISION OF HIGHWAYS

FAP 313 ROUTE U.S. 34

SECTION D 4 SHOULDER REPAIR 2007

KNOX COUNTY

C-94-184-06

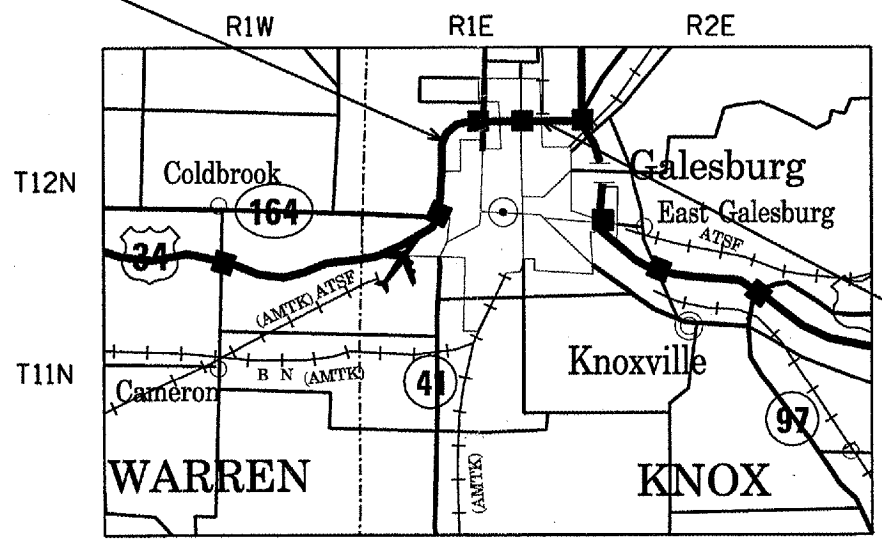
INDEX OF SHEETS

- 1. COVER SHEET
- 2. SIGNATURE SHEET/COMMITMENTS
- 3. GENERAL NOTES
- 4. SUMMARY OF QUANTITIES
- 5-6. TYPICAL SECTIONS
- 7. TABULATION OF BITUMINOUS SHOULDER QUANTITIES
- 8. SCHEDULE OF QUANTITIES
- 9. LINE DIAGRAM
- 10. CADD STANDARD 440001

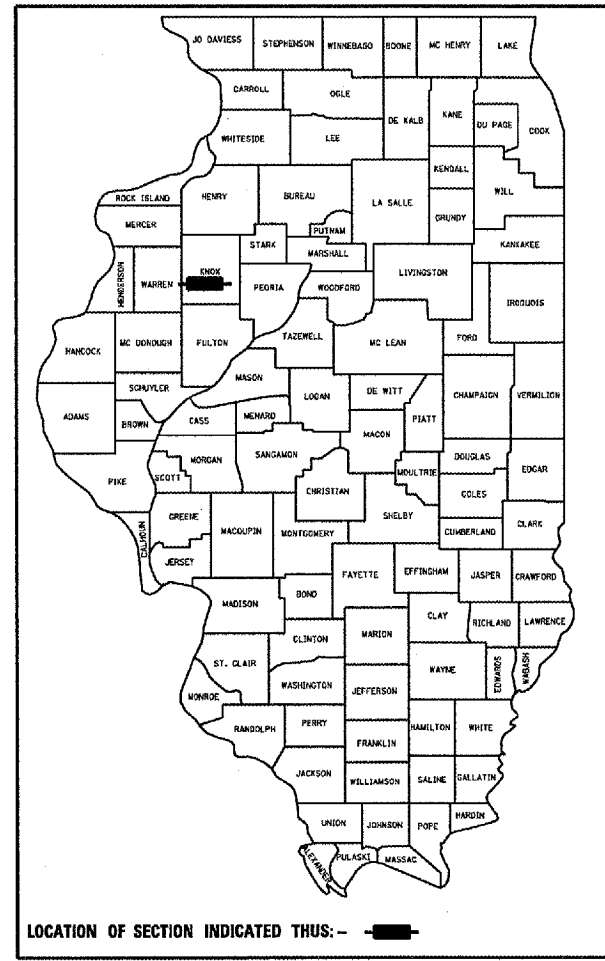
STANDARDS

- 701101-01
- 701106-01
- 701400-02
- 701411-03
- 702001-06
- 701406-04

PROJECT BEGINS
STA. 477+00



PROJECT ENDS
STA. 607+17



IMPROVEMENT CONSISTS OF BITUMINOUS SHOULDER REPAIR
AND OTHER RELATED WORK ON U.S. 34 IN KNOX COUNTY.

US 34

- ADT = 12,000 (2004)
- MU = 13.3%
- SU = 3.8%

SEE PAGE TWO FOR SIGNATURES

**BITUMINOUS O/C/OA
SUPERPAVE PROJECT**

CONTRACT NO. 68651
CATALOG NO. 033392-00D

GROSS LENGTH = 13,017 FT. (2.5 MI.)
NET LENGTH = 13,017 FT. (2.5 MI.)

J.U.L.I.E.
JOINT UTILITY LOCATION INFORMATION FOR EXCAVATION
1-800-892-0123

**PRINTED BY THE AUTHORITY
OF THE STATE OF ILLINOIS**

ROUTE		SECTION	COUNTY	SHEET	
MKD.	FAP	D-4 SHLDR. REPAIR 2007	KNOX	TOTAL	NO.
US 34	313			10	2


D-94-120-06
CONTRACT NO. 68651

COMMITMENTS


NO COMMITMENTS HAVE BEEN MADE FOR THIS PROJECT.

**STATE OF ILLINOIS
DEPARTMENT OF TRANSPORTATION
DIVISION OF HIGHWAYS**

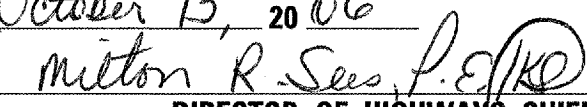
SUBMITTED July 21, 20 06


DEPUTY DIRECTOR OF HIGHWAYS, REGION ENGINEER

October 13, 20 06


ENGINEER OF DESIGN AND ENVIRONMENT

October 13, 20 06


DIRECTOR OF HIGHWAYS, CHIEF ENGINEER

ILLINOIS DEPARTMENT OF TRANSPORTATION
**COMMITMENTS
&
SIGNATURE BLOCK**

ROUTE		SECTION	COUNTY	SHEET	
MKD.	FAP	D-4 SHLDR. REPAIR 2007	KNOX	TOTAL	NO.
US 34	313			10	3

D-94-120-06
CONTRACT NO. 68651

BITUMINOUS CONCRETE MIXTURE REQUIREMENTS

MIXTURE USE(S):	BITUMINOUS SHOULDERS SUPER PAVE
AC/PG:	64-22
RAP % (MAX.) **	25%
DESIGN AIR VOIDS:	3% @ N=30
MIXTURE COMPOSITION: (GRADATION MIXTURE)	IL-12.5 OF IL-9.5
FRICTION AGGREGATE:	MIXTURE C

** IF THE RAP OPTION IS SELECTED, THE ASPHALT CEMENT GRADE MAY NEED TO BE ADJUSTED;
THIS WILL BE DETERMINED BY THE ENGINEER.

PROJECT SPECIFIC NOTE

- THE EXISTING SHOULDER IS GENERALLY LOW, AND THE INTENT IS TO MILL A NOMINAL 1 1/2" AND REPLACE WITH 2" OF BITUMINOUS MIXTURE.

ILLINOIS DEPARTMENT OF TRANSPORTATION

GENERAL NOTES

ROUTE		SECTION	COUNTY	SHEET	
MKD.	FAP	D-4 SHLDR. REPAIR 2007	KNOX	TOTAL	NO.
US 34	313			10	4

D-94-120-06
CONTRACT NO. 68651

SUMMARY OF QUANTITIES

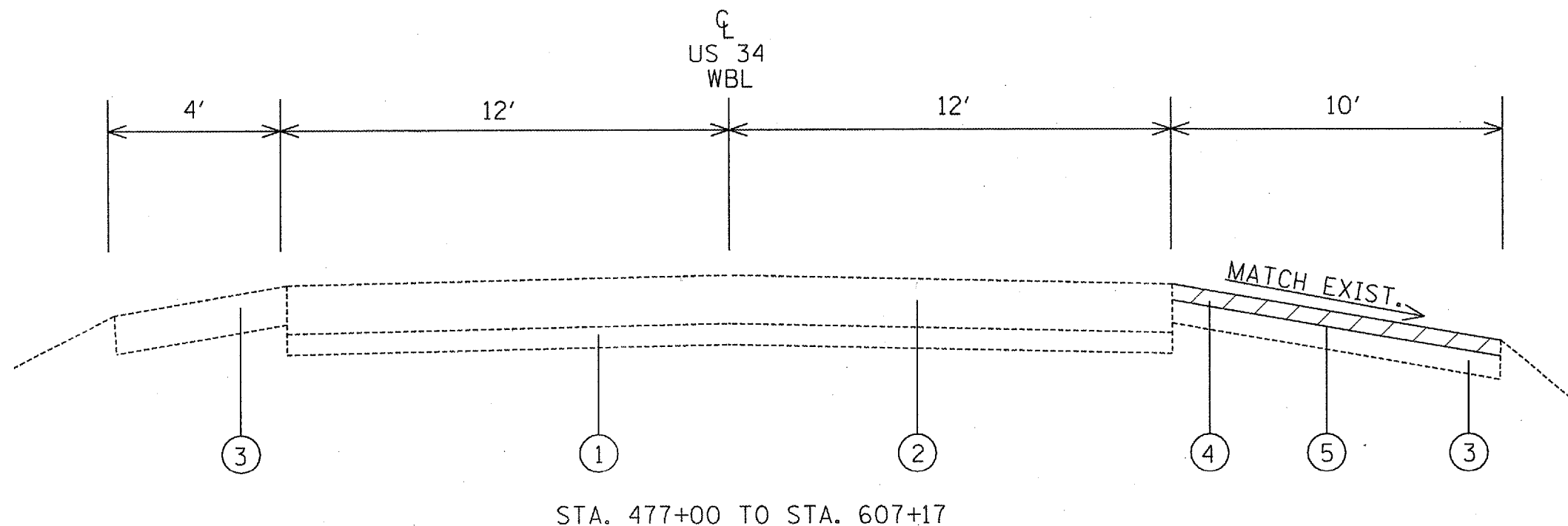
				RURAL
				KNOX CO.
				US 34
				100% STATE
CODE NO.	ITEM	UNIT	TOT. QTY.	SFTY-2A
40600200	BITUMINOUS MATERIALS (PRIME COAT)	TON	11	11
44000006	BITUMINOUS SURFACE REMOVAL 1 1/2"	SQ YD	27289	27289
48202000	BITUMINOUS SHOULDERS SUPERPAVE	TON	3056	3056
67100100	MOBILIZATION	L. SUM	1	1
70100700	TRAFFIC CONTROL AND PROTION, ^{STANDARD} 701406	L. SUM	1	1
70100420	TRAFFIC CONTROL AND PROTION, ^{STANDARD} 701411	EACH	8	8

ILLINOIS DEPARTMENT OF TRANSPORTATION

**SUMMARY OF
QUANTITIES**

ROUTE		SECTION	COUNTY	SHEET	
MKD.	FAP	D-4 SHLDR. REPAIR 2007	KNOX	TOTAL	NO.
US 34	313			10	5

D-94-120-06
CONTRACT NO. 68651



LEGEND

- ① EXISTING STABILIZED SUB-BASE 4"
- ② EXISTING PCC PAVEMENT 10"
- ③ EXISTING STABILIZED SHOULDER 8"
- ④ PROPOSED BITUMINOUS SURFACE REMOVAL 1 1/2" * NOMINAL
- ⑤ PROPOSED BITUMINOUS SHOULDERS SUPERPAVE 2"

* SEE SCHEDULE OF QUANTITIES FOR EXACT LOCATIONS
-TABULATION OF BITUMINOUS SHOULDER.

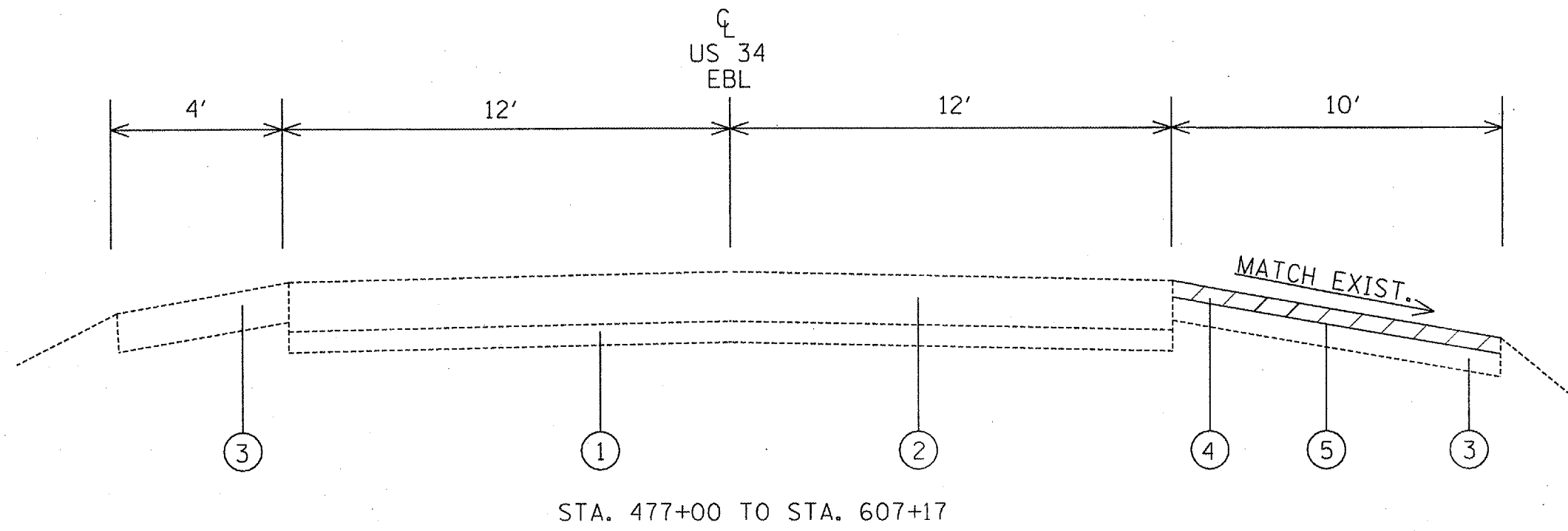
ILLINOIS DEPARTMENT OF TRANSPORTATION

TYPICAL SECTION
US 34

NOT TO SCALE

ROUTE		SECTION	COUNTY	SHEET	
MKD.	FAP	D-4 SHLDR. REPAIR 2007	KNOX	TOTAL	NO.
US 34	313			10	6

D-94-120-06
CONTRACT NO. 68651



LEGEND

- ① EXISTING STABILIZED SUB-BASE 4"
- ② EXISTING PCC PAVEMENT 10"
- ③ EXISTING STABILIZED SHOULDER 8"
- ④ PROPOSED BITUMINOUS SURFACE REMOVAL 1 1/2" * NOMINAL
- ⑤ PROPOSED BITUMINOUS SHOULDERS SUPERPAVE 2"

* SEE SCHEDULE OF QUANTITIES FOR EXACT LOCATIONS
-TABULATION OF BITUMINOUS SHOULDER.

ILLINOIS DEPARTMENT OF TRANSPORTATION

TYPICAL SECTION

US 34

NOT TO SCALE

ROUTE		SECTION	COUNTY	SHEET	
MKD.	FAP	D-4 SHLDR. REPAIR 2007	KNOX	TOTAL	NO.
US 34	313			10	7

D-94-120-06
CONTRACT NO. 68651

LOCATION	LENGTH	WIDTH	AREA	BITUMINOUS SURFACE REMOVAL 1 1/2"	BITUMINOUS MATERIALS (PRIME COAT)	BITUMINOUS SHOULDERS SUPERPAVE 2"
OUTSIDE SHOULDERS	FEET	FEET	SQ. YD.	SQ. YD.	TON	TON
EAST BOUND LANES						
STA. 477+00-481+00	400	10	444.4	444.4	0.2	49.8
STA. 482+67-491+55	888	10	986.7	986.7	0.4	110.5
STA. 491+55-494+35	280	10	311.1	311.1	0.1	34.8
STA. 497+35-499+35	200	10	222.2	222.2	0.1	24.9
STA. 500+30-507+06	676	10	751.1	751.1	0.3	84.1
STA. 507+06-536+95	2989	10	3321.1	3321.1	1.3	372
STA. 539+24-564+52	2528	10	2808.9	2808.9	1.1	314.6
STA. 564+52-607+17	4265	10	4738.9	4738.9	1.9	530.8
WEST BOUND LANES						
STA. 477+00-484+95	795	10	883.3	883.3	0.4	98.9
STA. 484+95-491+70	675	10	750	750	0.3	84.0
STA. 492+00-494+95	295	10	327.8	327.8	0.1	36.7
STA. 497+35-500+86	351	10	390	390	0.2	43.7
STA. 500+86-509+25	839	10	932.2	932.2	0.4	104.4
STA. 510+85-539+75	2890	10	3211.1	3211.1	1.3	359.6
STA. 539+75-566+68	2693	10	2992.2	2992.2	1.2	335.1
STA. 569+21-607+17	3796	10	4217.8	4217.8	1.7	472.4
TOTAL				27289	11	3056

RATES:
BITUMINOUS CONCRETE SUPER PAVE=112 LB/SQ YD/IN
BITUMINOUS BITUMINOUS MATERIAL (PRIME COAT)=0.1 GAL/SQ YD

ILLINOIS DEPARTMENT OF TRANSPORTATION
**TABULATION OF
BITUMINOUS SHLDR.
QUANTITIES**

ROUTE		SECTION	COUNTY	SHEET	
MKD.	FAP	D-4 SHLDR. REPAIR 2007	KNOX	TOTAL	NO.
US 34	313			10	8

D-94-120-06
CONTRACT NO. 68651

TRAFFIC CONTROL AND PROTECTION STANDARD 701406	
LOCATION	L. SUM
JOB SITE	1
TOTAL	1

TRAFFIC CONTROL AND PROTECTION STANDARD 701411	
LOCATION	EACH
HENDERSON ST.	4
SEMINARY ST.	4
TOTAL	8

MOBILIZATION	
LOCATION	L. SUM
JOB SITE	1
TOTAL	1

ILLINOIS DEPARTMENT OF TRANSPORTATION

**SCHEDULE OF
QUANTITIES**

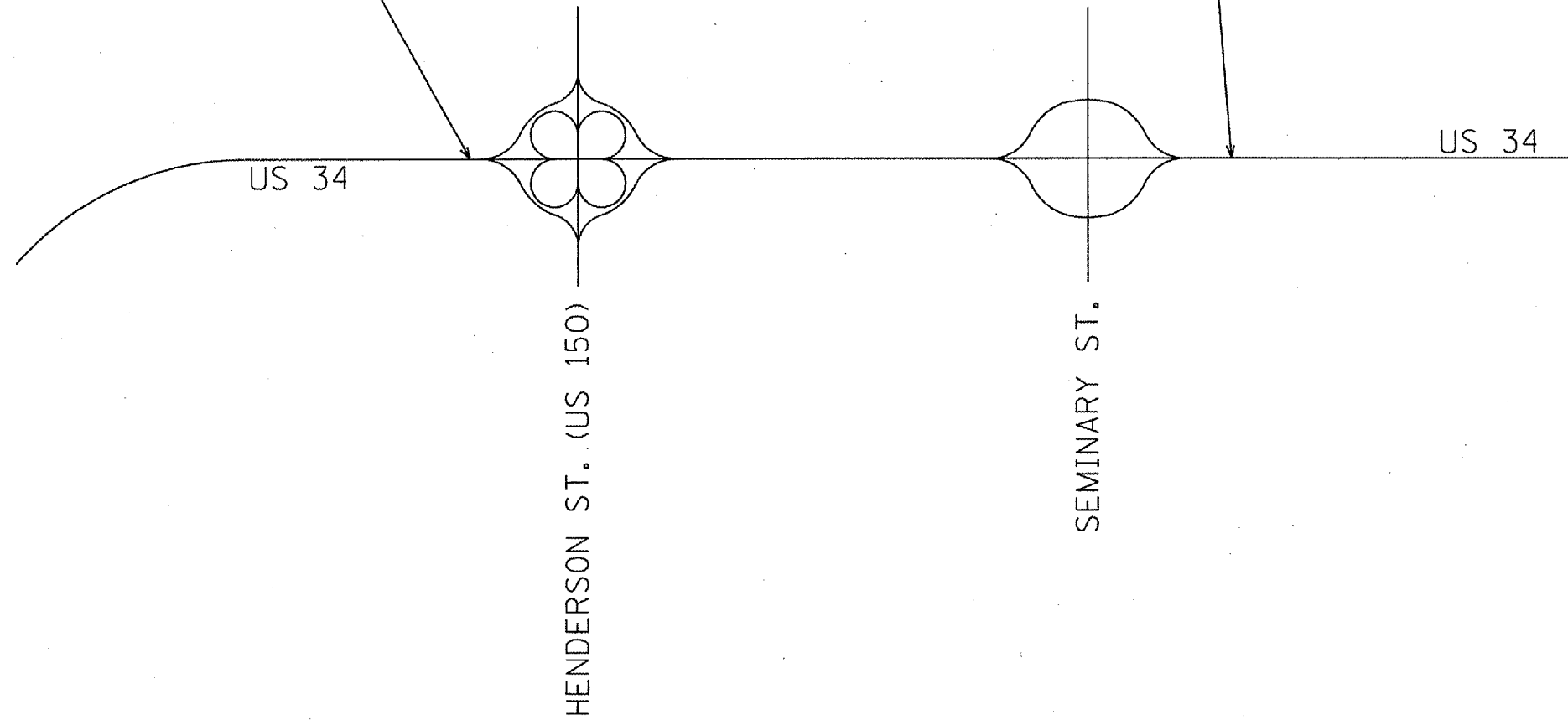
ROUTE		SECTION	COUNTY	SHEET	
MKD.	FAP	D-4 SHLDR. REPAIR 2007	KNOX	TOTAL	NO.
US 34	313			10	9

D-94-120-06
CONTRACT NO. 68651



PROJECT BEGINS
STA. 477+00

PROJECT ENDS
STA. 607+17



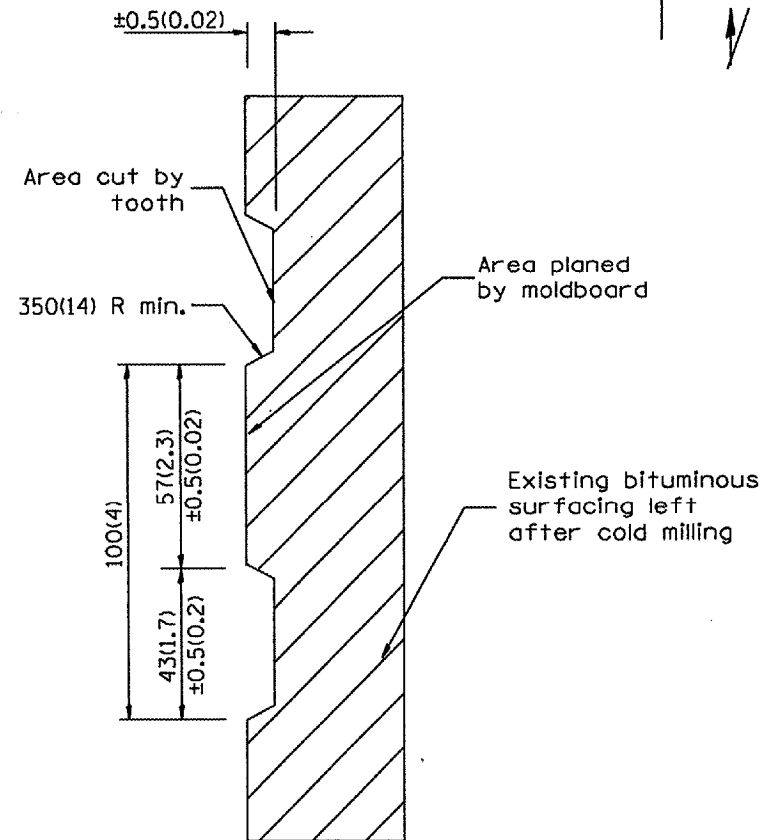
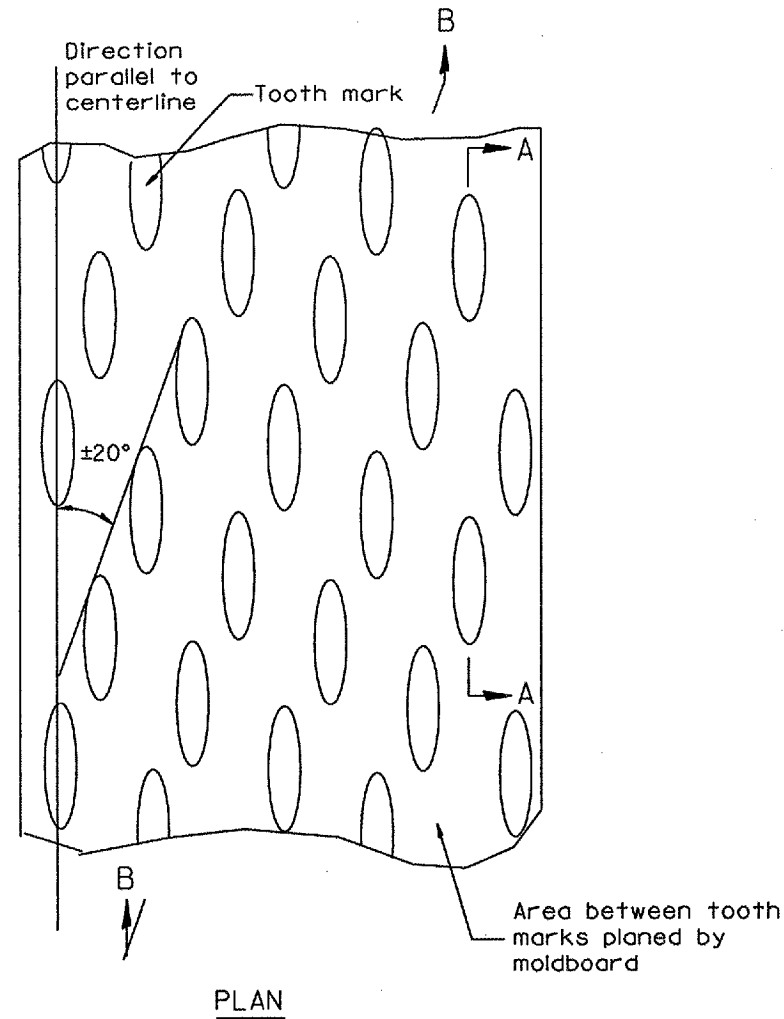
ILLINOIS DEPARTMENT OF TRANSPORTATION

LINE DIAGRAM

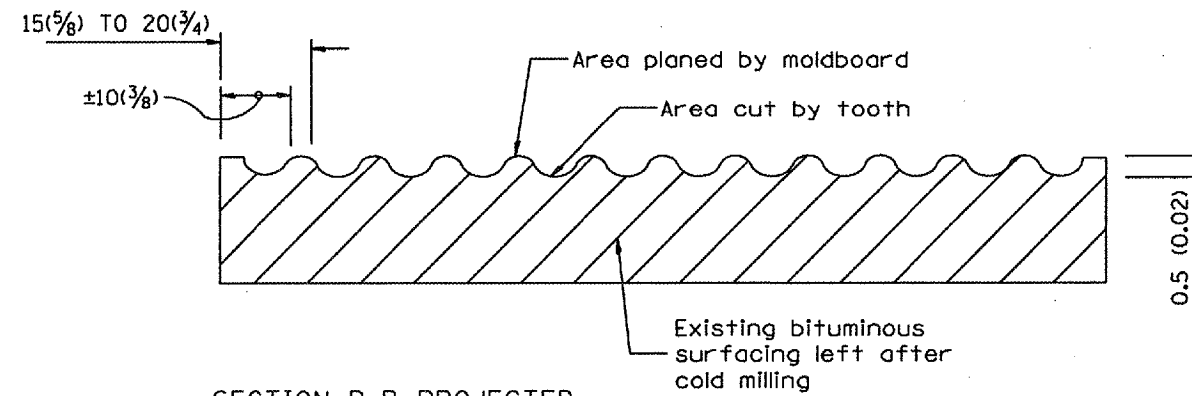
NOT TO SCALE

ROUTE		SECTION	COUNTY	SHEET	
MKD.	FAP	D-4 SHLDR. REPAIR 2007	KNOX	TOTAL	NO.
US 34	313			10	10

D-94-120-06
CONTRACT NO. 68651



SECTION A-A



SECTION B-B PROJECTED
PERPENDICULAR TO CENTERLINE

General notes:

1. Coldmilling shall consist of two processes: Cutting with carbide teeth mounted on a rotating drum, and planing with a moldboard mounted immediately behind the cutting drum.
2. Other similar patterns will be acceptable if they consist of a smooth, flat, planed surface interspersed with a pattern of discontinuous longitudinal striations.

All dimensions are in millimeters (inches) unless otherwise noted.

ILLINOIS DEPARTMENT OF TRANSPORTATION
DISTRICT CADD STANDARD

DATE	REVISIONS	BY
1-97	RENUM, C-104.01, NEW REVISION BOX	T. P.
4-20-98	REMOVED MILLING DETAIL FROM STD.	J. J.
9-08-98	CORRECT NOTE LEADER PLACEMENT	R. W.

BITUMINOUS SURFACE REMOVAL
(COLD MILLING)

CADD STD NO. 440001-D4

SCALE: NOT DRAWN TO SCALE

DRAWN BY CADD

DATE **DATE**

CHECKED BY