













**LEGEND**

 Concentration of Residential Displacements	 Social Issue Location
 Concentration of Commercial Displacements Concentration of Industrial Displacements	 Runway Protection Zone Conflict Location
 Environmental Issue Location	 Rail Conflict Location
 Design Issue Location	
 Study Area	 County Boundary
	 Connection Footprint
	 Runway Protection Zones
	 Airport Runways



**Elgin O'Hare - West Bypass  
Impact Analysis Highlights  
South Connection (West Bypass) - Option A  
Exhibit 5-12.6**