TANGENT CONDITION

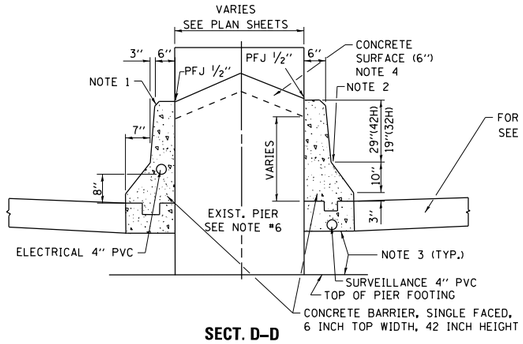

FOR SHOULDER DETAILS
SEE TYPICAL SECTIONS

SECT. D–D

CONCRETE BARRIER

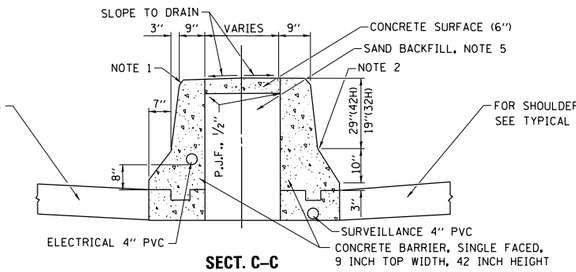

FOR SHOULDER DETAILS
SEE TYPICAL SECTIONS

SECT. C–C

CONCRETE BARRIER

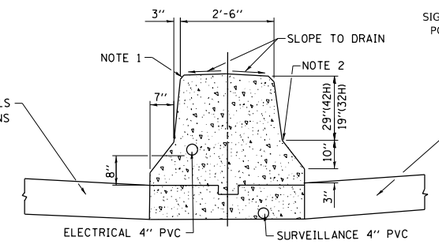

FOR SHOULDER DETAILS
SEE TYPICAL SECTIONS

SECT. B–B

CONCRETE BARRIER

CONCRETE BARRIER, DOUBLE FACED
18 INCH VARIABLE TOP WIDTH
42 INCH HEIGHT

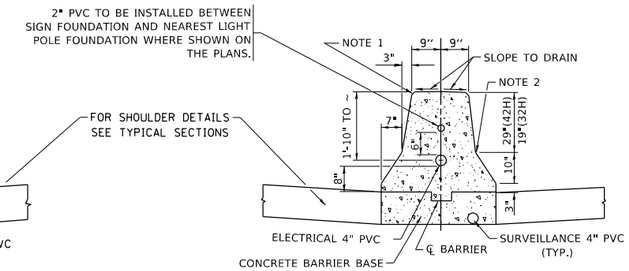

FOR SHOULDER DETAILS
SEE TYPICAL SECTIONS

SECT. A–A

CONCRETE BARRIER

CONCRETE BARRIER, DOUBLE FACE,
18 INCH TOP WIDTH,
42 INCH HEIGHT

PLAN VIEW OF
CONCRETE BARRIER TRANSITION

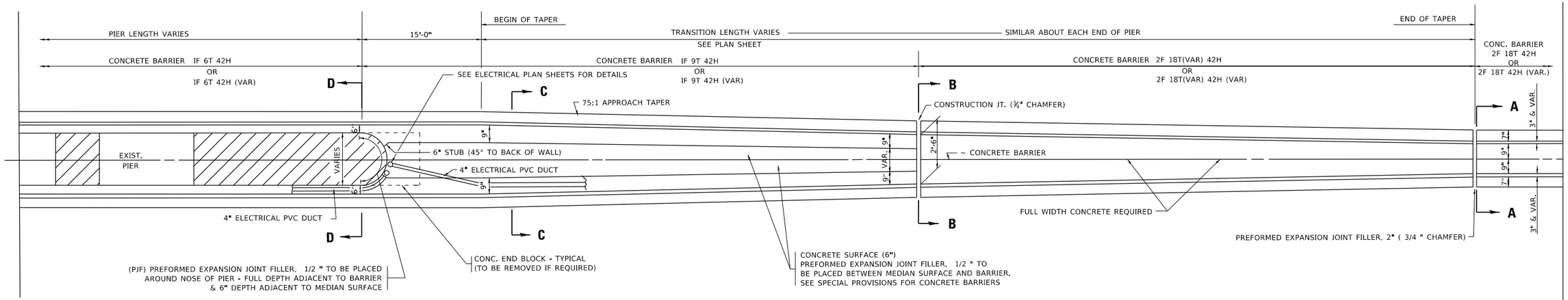

(SUPER ELEVATION CONDITION)

SECT. D–D

CONCRETE BARRIER

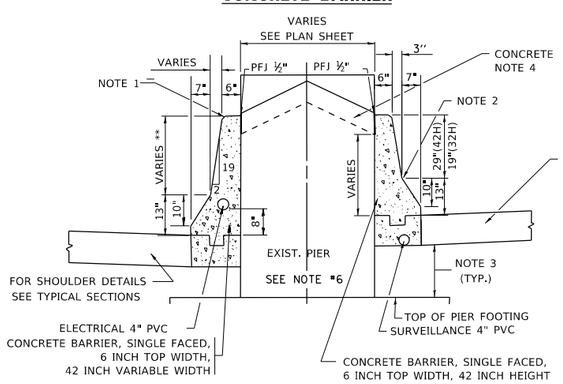

SECT.C–C

CONCRETE BARRIER

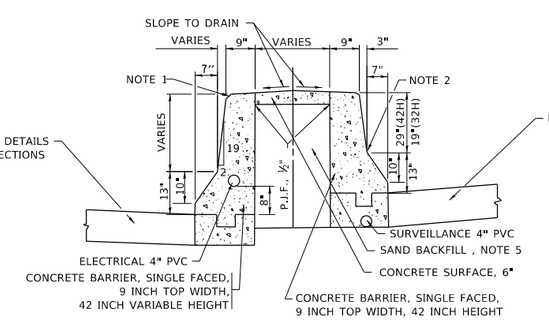

FOR SHOULDER DETAILS
SEE TYPICAL SECTIONS

SECT. B–B

CONCRETE BARRIER

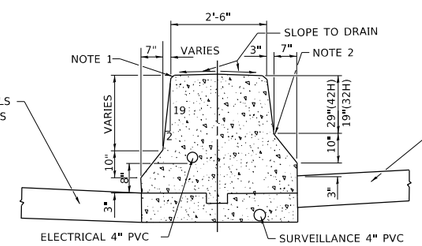

CONCRETE BARRIER, DOUBLE FACE,
18 INCH VARIABLE TOP WIDTH,
42 INCH VARIABLE HEIGHT

SECT. A–A

CONCRETE BARRIER

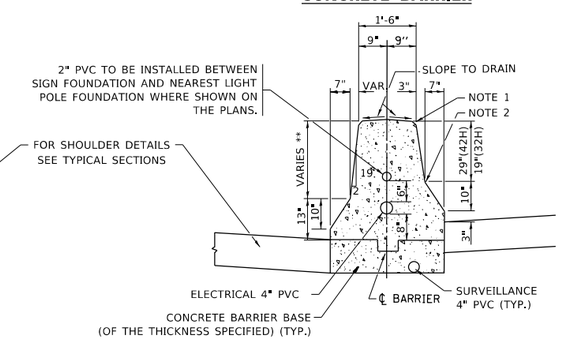

CONCRETE BARRIER, DOUBLE FACE,
18 INCH TOP WIDTH,
42 INCH VARIABLE HEIGHT

GENERAL NOTES

1. FOR UNDERDRAIN DETAILS SEE TYPICAL SECTIONS.
2. FOR KEYWAY (F) DIMENSIONS, SEE TYPICAL SECTIONS.
3. IF USING JOINTED CONCRETE BARRIER BASE, CONTRACTORS WILL HAVE THE OPTION OF USING A KEYWAY OR #____TIE BARS AT ____O.C.
4. MAINTAIN SLOPE OF FACE AS SHOWN ON DETAIL. HEIGHT AND WIDTH OF BARRIER INCREASE WHERE A DIFFERENCE IN MEDIAN EDGE-OF-PAVEMENT GRADE ELEVATION EXISTS.

NOTES:

1. 3/4 " CHAMFER OR 1" RADIUS (OPTIONAL)
2. 10" RADIUS (OPTIONAL)
3. EXTEND BOTTOM OF BARRIER TO FOOTING ONLY WHEN DEPTH IS 6" OR LESS, OTHERWISE MAINTAIN SAME DEPTH AS BOTTOM OF SHOULDER
4. PIER FILLER MATERIAL TO BE CONCRETE IF MINIMUM 6" THICKNESS WILL BE MAINTAINED. IF 6" THICKNESS CANNOT BE MAINTAINED USE ASPHALT FILLER MATERIAL AS DIRECTED BY THE ENGINEER.
5. SAND BACKFILL AND CONCRETE SURFACE WILL BE REQUIRED. FILLING WITH CONCRETE WILL NOT BE ALLOWED.
6. IF PIER IS NEW CONSTRUCTION BARRIER WALL MAY BE MONOLITHIC

BASIS OF PAYMENT

1. COST OF SAND BACKFILL, CONCRETE SURFACE (6"), AND PIER FILLER MATERIAL WIILL BE PAID FOR SEPERATELY.
2. PREFORMED JOINT FILLER SHALL BE INCLUDED IN THE UNIT COST FOR THE CONCRETE BARRIER OF THE TYPE INVOLVED.
3. CONCRETE BARRIER BASE PAY ITEM IS TO BE INCLUDED IF THE BARRIER IS CONSTRUCTED MONOLITHIC OR JOINTED TO BASE. #____TIE BARS AT ____ O.C.
4. REMOVAL OF CONCRETE BLOCK SHALL BE INCLUDED IN THE UNIT COST OF CONCRETE BARRIER.

MODEL: Default
FILE NAME: pw:\\illinois-pw.bentley.com:PWIDOT\Documents\IDOT Offices\District 1\Projects\Dist\Std22-34\CADData\CADsheets\bd27.dgn

USER NAME = Lawrence.DeManche	DESIGNED - FORD	REVISED - FORD 12-06-88	STATE OF ILLINOIS DEPARTMENT OF TRANSPORTATION	CONCRETE BARRIER TRANSITION & GENERAL DETAILS, CONCRETE BARRIER BASE		F.A. RTE.	SECTION	COUNTY	TOTAL SHEETS	SHEET NO.
	DRAWN -	REVISED - K. SMITH 11-18-22								
PLOT SCALE = 100.0000 ' / in.	CHECKED -	REVISED -				BD–27		CONTRACT NO.		
PLOT DATE = 11/18/2022	DATE - 09-09-88	REVISED -		SCALE: NONE	SHEET 1 OF 1 SHEETS	STA. TO STA.		ILLINOIS	FED. AID PROJECT	